



Public Health
Prevent. Promote. Protect.

Tuscarawas County Health Department

Tuscarawas County Health Department's COVID-19 Weekly Report

September 11, 2020

Contact Us

www.tchdnow.org
director@tchdnow.org
(330)343-5555
Facebook.com/tchdnow

ODH Call Center

1-833-4-ASK-ODH
Open Seven Days a Week
From 9 a.m. to 8 p.m.

U.S. States with the Most Cases of COVID-19*

*As of September 10, 2020

- California (739,527)
- Texas (645,791)
- Florida (644,781)
- New York (442,058)
- Georgia (287,287)
- Illinois (255,618)
- Arizona (206,541)
- New Jersey (194,990)
- North Carolina (179,532)
- Tennessee (166,587)
- Louisiana (155,890)
- Pennsylvania (141,290)
- Alabama (134,417)
- Ohio (132,965) *
- Massachusetts (131,292)
- Virginia (130,529)
- South Carolina (126,213)
- Michigan (119,863)
- Maryland (114,078)
- Indiana (101,485)

Situation Numbers

Globally (As of September 10, 2020)

27,973,127 total cases of COVID-19; 905,426 deaths (3.2%) (Last week: 3.3%)

United States (As of September 10, 2020)

6,343,562 total cases of COVID-19; 190,262 deaths (3.0%) (Last week: 3.0%)

Ohio (As of September 11, 2020)

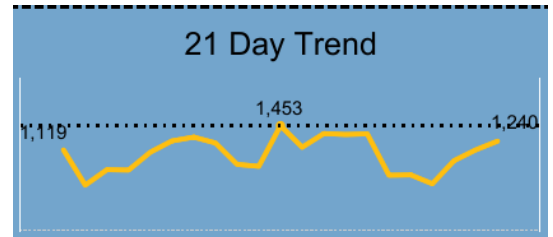
135,326 cases of COVID-19

4,403 deaths (3.3%) (Last week: 3.3%)

21-day trend (cases) is pictured at the right

More details available at:

<https://coronavirus.ohio.gov>



Ohio Public Health Advisory System

LEVEL 1

Public Emergency

Active exposure and spread.

LEVEL 2

Public Emergency

Increased exposure and spread.

LEVEL 3

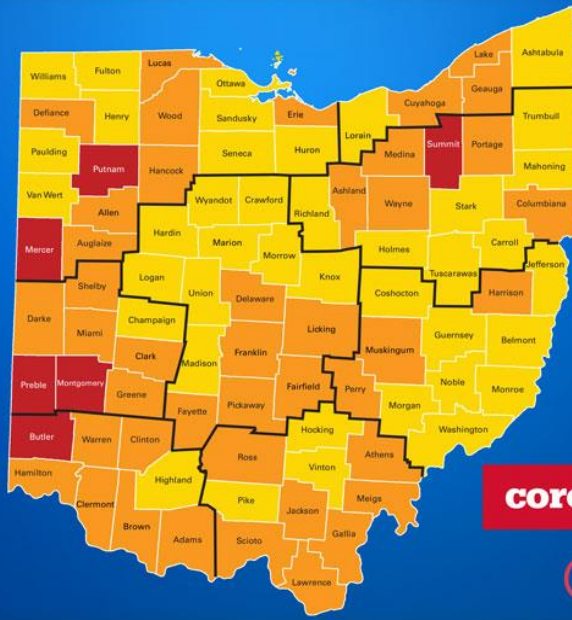
Public Emergency

Very high exposure and spread.

LEVEL 4

Public Emergency

Severe exposure and spread.



As of
9/10/2020

coronavirus.ohio.gov

Ohio

Department of Health

Tuscarawas County:

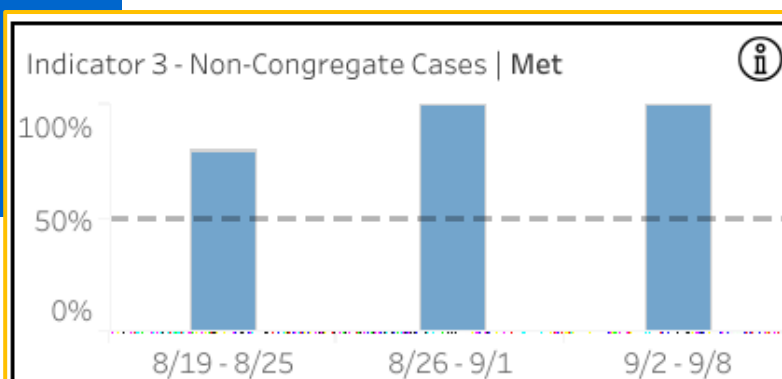
LEVEL 1

(as of 9/10/2020)

This is the sixth week since the Ohio Public Health Advisory System was initiated that Tuscarawas County has been designated as a Risk Level 1 County. To be classified a Risk Level 1, 0 to 1 of the 7 indicators must be met. Tuscarawas County meets the indicator circled below:

1. 50 cases/ 100,000 Most Recent 2-weeks	2. New Cases Trajectory increase over a 5 day period	3. Proportion in Non- Congregate Settings (LTC)	4. COVID-like ED Trajectory increase over a 5 day period	5. COVID-like OP Trajectory increase over a 5 day period	6. Hospitalization Trajectory increase over a 5 day period	7. >80% threshold for capacity + 20% COVID ICU
---	---	--	---	---	---	---

For indicator 3 above, "LTC" represents long term care facilities. For a detailed explanation of the 7 indicators, visit <https://coronavirus.ohio.gov/static/OPHASM/Summary-Alert-Indicators.pdf>
For information about the indicators for all Ohio counties, visit <https://coronavirus.ohio.gov/wps/portal/gov/covid-19/public-health-advisory-system/>



Tuscarawas County Health Department's Current Situational Goal:

Continue to provide timely and accurate information to the public and stakeholders while protecting patient confidentiality and minimizing the spread of the virus through contact tracing, notification, and tracking.