



Public Health
Prevent. Promote. Protect.

Tuscarawas County Health Department

Tuscarawas County Health Department's COVID-19 Weekly Report

September 18, 2020

Contact Us

www.tchdnow.org
director@tchdnow.org
(330)343-5555
Facebook.com/tchdnow

ODH Call Center

1-833-4-ASK-ODH
Open Seven Days a Week
From 9 a.m. to 8 p.m.

U.S. States with the Most Cases of COVID-19*

*As of September 17, 2020

- California (766,201)
- Texas (678,819)
- Florida (666,507)
- New York (448,491)
- Georgia (300,903)
- Illinois (270,302)
- Arizona (211,660)
- New Jersey (198,361)
- North Carolina (189,576)
- Tennessee (178,140)
- Louisiana (160,343)
- Pennsylvania (147,923)
- Alabama (141,757)
- Ohio (141,585) *
- Virginia (138,702)
- South Carolina (135,446)
- Massachusetts (134,035)
- Michigan (126,722)
- Maryland (119,062)
- Indiana (108,646)

Situation Numbers

Globally (As of September 17, 2020)

30,055,710 total cases of COVID-19; 943,433 deaths (3.1%) (Last week: 3.2%)

United States (As of September 17, 2020)

6,656,799 total cases of COVID-19; 197,116 deaths (3.0%) (Last week: 3.0%)

Ohio (As of September 18, 2020)

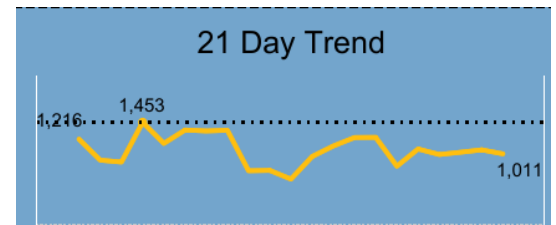
142,596 cases of COVID-19

4,608 deaths (3.2%) (Last week: 3.3%)

21-day trend (cases) is pictured at the right

More details available at:

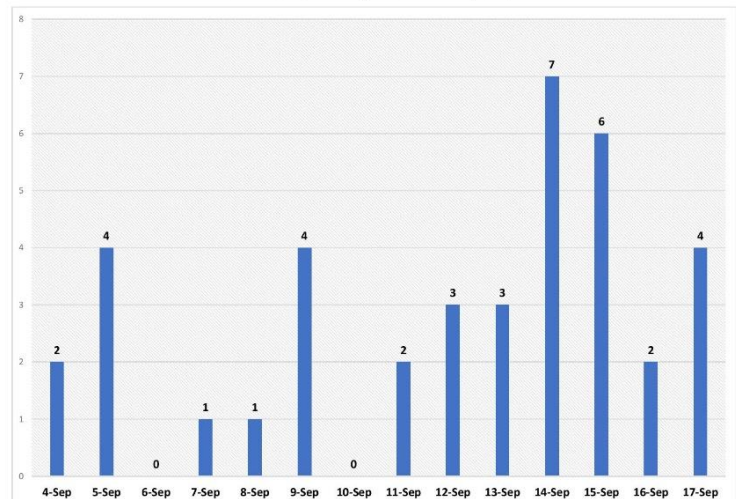
<https://coronavirus.ohio.gov>



Tuscarawas County:

Tuscarawas County COVID-19 Cases by Date Reported to Local Health Departments

2 Week Trend: September 4 - 17, 2020



As of 1:00 PM
September 18, 2020
18 de Septiembre de 2020

Tuscarawas County Ohio

COVID-19 Key Metrics

(Condado de Tuscarawas Ohio COVID-19 métricas clave)

*Total Cases:
(Casos totales)

909

▲Antibody Positives:
(Positivos de anticuerpos)

9

Age Range:
(Edades comprendidas)

<1-94

Active:
(activos)

24

Current
Hospitalizations:
(hospitalizaciones actuales)

1

Date Onset Range:
(El comienzo de los síntomas oscilan)

01/20/20 - 09/15/20

Recovered:
(recuperados)

866

Total Deaths:
(total de muertes)

19

Average Age:
(Promedio de edad)

40.6

*This number includes both confirmed and probable cases.

▲Included in total cases

- This graph also includes cases reported by New Philadelphia City Health Department.

*Este número incluye casos confirmados y probables.

- Este gráfico también incluye casos reportados por el Departamento de Salud de New Philadelphia City.



Ohio Public Health Advisory System

LEVEL 1

Public Emergency

Active exposure and spread.

LEVEL 2

Public Emergency

Increased exposure and spread.

LEVEL 3

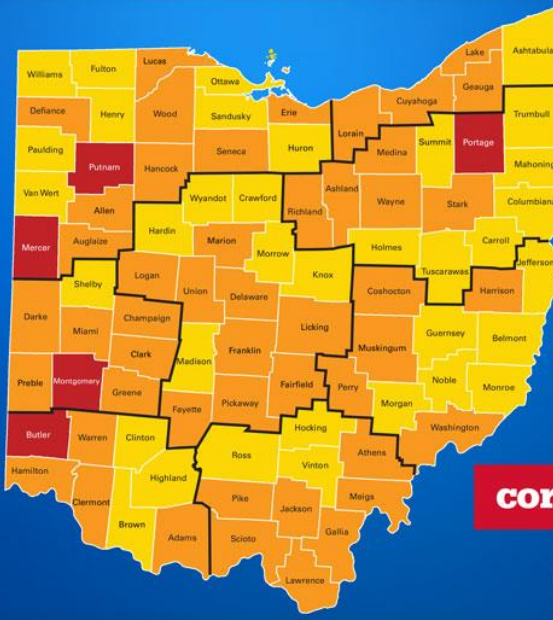
Public Emergency

Very high exposure and spread.

LEVEL 4

Public Emergency

Severe exposure and spread.



As of
9/17/2020

coronavirus.ohio.gov

Ohio Department of Health

Tuscarawas County:

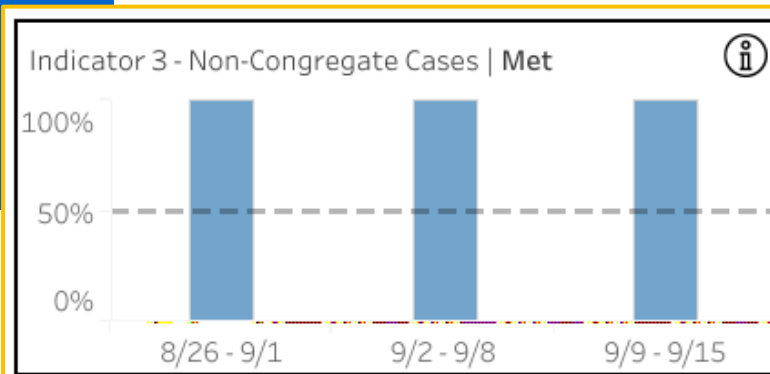
LEVEL 1

(as of 9/17/2020)

This is the seventh week since the Ohio Public Health Advisory System was initiated that Tuscarawas County has been designated as a Risk Level 1 County. To be classified a Risk Level 1, 0 to 1 of the 7 indicators must be met. Tuscarawas County meets the indicator circled below:

1. 50 cases/ 100,000 Most Recent 2-weeks	2. New Cases Trajectory increase over a 5 day period	3. Proportion in Non- Congregate Settings (LTC)	4. COVID-like ED Trajectory increase over a 5 day period	5. COVID-like OP Trajectory increase over a 5 day period	6. Hospitalization Trajectory increase over a 5 day period	7. >80% threshold for capacity + 20% COVID ICU
---	---	--	---	---	---	---

For indicator 3 above, "LTC" represents long term care facilities. For a detailed explanation of the 7 indicators, visit <https://coronavirus.ohio.gov/static/OPHASM/Summary-Alert-Indicators.pdf>
For information about the indicators for all Ohio counties, visit <https://coronavirus.ohio.gov/wps/portal/gov/covid-19/public-health-advisory-system/>



Tuscarawas County Health Department's Current Situational Goal:

Continue to provide timely and accurate information to the public and stakeholders while protecting patient confidentiality and minimizing the spread of the virus through contact tracing, notification, and tracking.