



Public Health
Prevent. Promote. Protect.

Tuscarawas County Health Department

Tuscarawas County Health Department's COVID-19 Weekly Report

October 30, 2020

Contact Us

www.tchdnow.org
director@tchdnow.org
(330)343-5555
Facebook.com/tchdnow

ODH Call Center

1-833-4-ASK-ODH
Open Seven Days a Week
From 9 a.m. to 8 p.m.

U.S. States with the Most Cases of COVID-19*

*As of October 29, 2020

- California (912,904)
- Texas (886,820)
- Florida (784,331)
- New York (506,674)
- Illinois (400,171)
- Georgia (356,848)
- North Carolina (269,021)
- Tennessee (256,880)
- Arizona (242,480)
- New Jersey (234,547)
- Wisconsin (226,705)
- Ohio (208,937)*
- Pennsylvania (202,876)
- Michigan (190,043)
- Alabama (189,149)
- Louisiana (186,216)
- Virginia (179,639)
- Missouri (177,693)
- South Carolina (174,591)
- Indiana (172,730)
- Massachusetts (161,637)
- Maryland (144,314)



Situation Numbers

Globally (As of October 30, 2020)

44,888,869 total cases of COVID-19; 1,178,475 deaths (2.6%) (Last week: 2.7%)

United States (As of October 30, 2020)

8,924,548 total cases of COVID-19; 228,100 deaths (2.6%) (Last week: 2.7%)

Ohio (As of October 30, 2020)

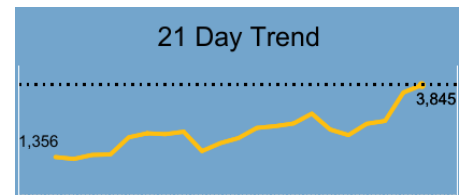
212,782 cases of COVID-19

5,291 deaths (2.5%) (Last week: 2.7%)

21-day trend (cases) is pictured at the right

More details available at:

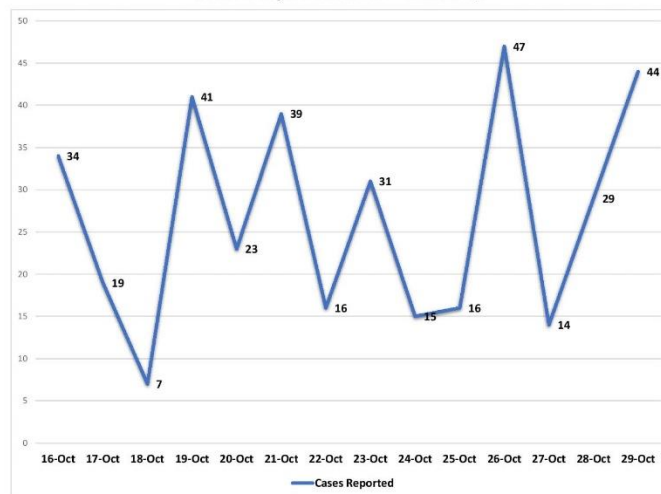
<https://coronavirus.ohio.gov>



Tuscarawas County:

Tuscarawas County COVID-19 Cases by Date Reported to Local Health Departments

Past 14 days: October 16 – October 29



As of 1:00 PM
October 30, 2020
30 de Octubre de 2020

Tuscarawas County Ohio

COVID-19 Key Metrics
(Condado de Tuscarawas Ohio COVID-19 métricas clave)

***Total Cases:**
(Casos totales)

1,531

^Antibody Positives:
(Positivos de anticuerpos)

10

Age Range:
(Edades comprendidas)

<1-100

*This number includes both confirmed and probable cases.

^Included in total cases

- This graph also includes cases reported by New Philadelphia City Health Department.

Active:
(activos)

301

Current Hospitalizations:
(hospitalizaciones actuales)

28

Date Onset Range:
(El comienzo de los síntomas oscilan)

01/20/20 - 10/27/20

Recovered:
(recuperados)

1,192

Total Deaths:
(Total de muertes)

38

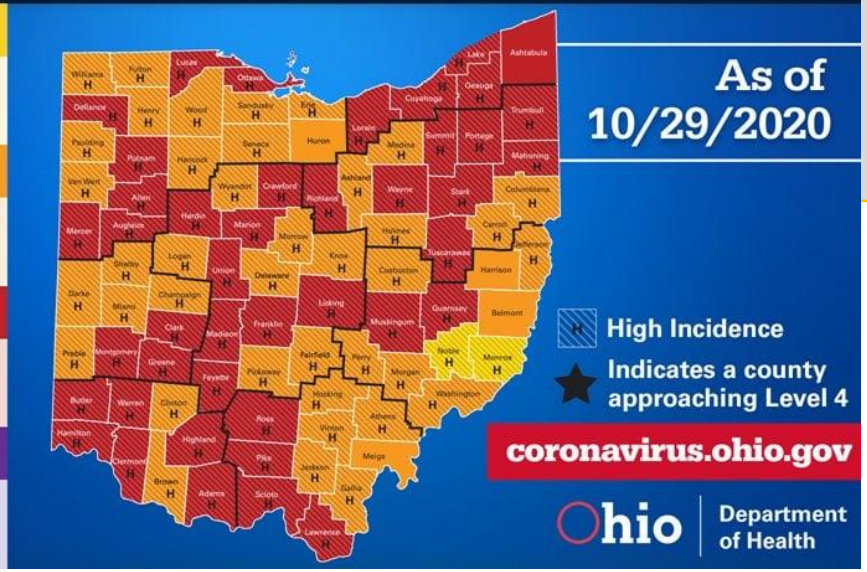
Average Age:
(Promedio de edad)

44.3

*Este número incluye casos confirmados y probables.
- Este gráfico también incluye casos reportados por el Departamento de Salud de New Philadelphia City.

Ohio Public Health Advisory System

LEVEL 1
Public Emergency Active exposure and spread.
LEVEL 2
Public Emergency Increased exposure and spread.
LEVEL 3
Public Emergency Very high exposure and spread.
LEVEL 4
Public Emergency Severe exposure and spread.



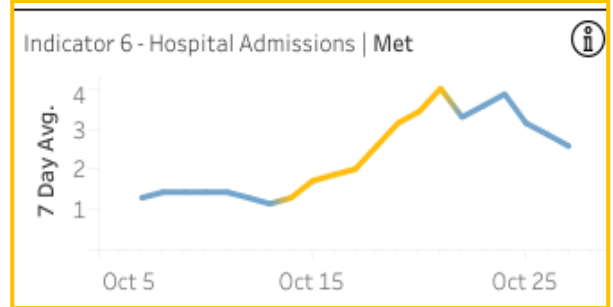
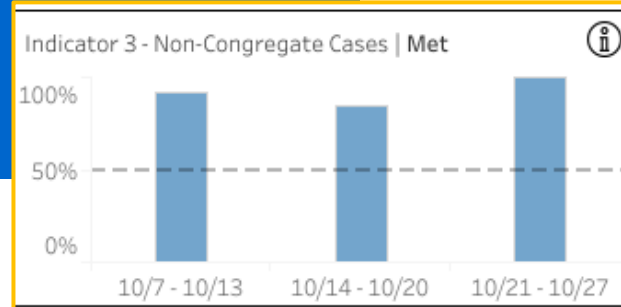
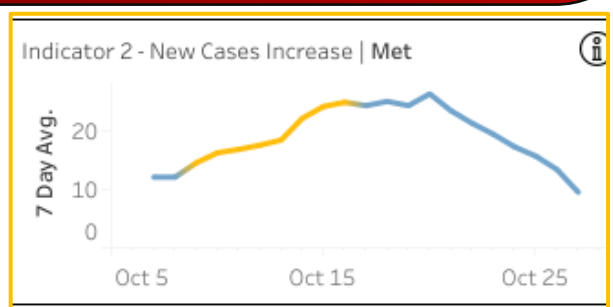
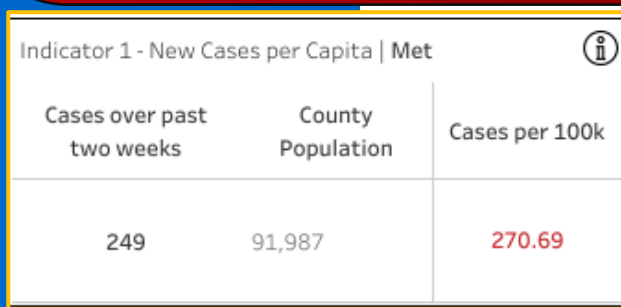
Tuscarawas County: (as of 10/29/2020)

LEVEL 3

On 10/29/2020, Tuscarawas County was designated a Risk Level 3/Red county in the Ohio Public Health Advisory System. This is the second time for the County to be at a Level 3. To be classified a Risk Level 3, 4 to 5 of the 7 data indicators must be met. Tuscarawas County meets the four indicators circled below:

- 1. 50 cases/100,000 Most Recent 2-weeks
- 2. New Cases Trajectory increase over a 5 day period
- 3. Proportion in Non-Congregate Settings (LTC)
- 4. COVID-like ED Trajectory increase over a 5 day period
- 5. COVID-like OP Trajectory increase over a 5 day period
- 6. Hospitalization Trajectory increase over a 5 day period
- 7. >80% threshold for capacity + 20% COVID ICU

indicators, visit <https://coronavirus.ohio.gov/static/OPHASM/Summary-Alert-Indicators.pdf>
For information about the indicators for all Ohio counties, visit <https://coronavirus.ohio.gov/wps/portal/gov/covid-19/public-health-advisory-system/>



Tuscarawas County Health Department's Current Situational Goal:

Continue to provide timely and accurate information to the public and stakeholders while protecting patient confidentiality and minimizing the spread of the virus through contact tracing, notification, and tracking.