



**Public Health**  
Prevent. Promote. Protect.

Tuscarawas County Health Department

# Tuscarawas County Health Department's COVID-19 Weekly Report

October 2, 2020

## Contact Us

www.tchdnow.org  
director@tchdnow.org  
(330)343-5555  
Facebook.com/tchdnow

## ODH Call Center

1-833-4-ASK-ODH  
Open Seven Days a Week  
From 9 a.m. to 8 p.m.

## U.S. States with the Most Cases of COVID-19\*

\*As of October 1, 2020

- California (813,687)
- Texas (752,501)
- Florida (700,602)
- New York (461,526)
- Georgia (319,334)
- Illinois (297,929)
- Arizona (219,212)
- North Carolina (212,909)
- New Jersey (205,889)
- Tennessee (197,432)
- Louisiana (168,009)
- Pennsylvania (160,123)
- Alabama (155,744)
- Ohio (155,314) \*
- Virginia (149,687)
- South Carolina (148,323)
- Massachusetts (140,357)
- Michigan (139,012)
- Wisconsin (132,123)
- Missouri (127,912)

## Situation Numbers

**Globally** (As of October 1, 2020)

**34,161,721 total cases of COVID-19; 1,016,986 deaths (3.0%)** (Last week: 3.1%)

**United States** (As of October 1, 2020)

**7,260,465 total cases of COVID-19; 207,302 deaths (2.9%)** (Last week: 2.9%)

**Ohio** (As of October 2, 2020)

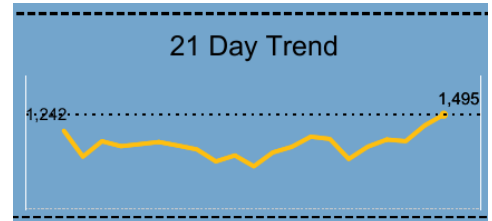
**156,809 cases of COVID-19**

**4,905 deaths (3.1%)** (Last week: 3.2%)

21-day trend (cases) is pictured at the right

More details available at:

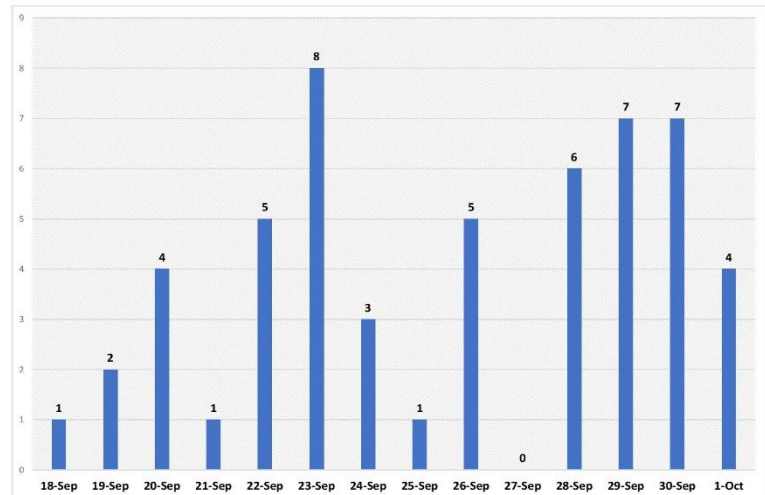
<https://coronavirus.ohio.gov>



## Tuscarawas County:

Tuscarawas County COVID-19 Cases by Date Reported to Local Health Departments

2 Week Trend: September 18 – October 1, 2020



As of 1:00 PM  
October 2, 2020  
2 de Octubre de 2020

## Tuscarawas County Ohio

COVID-19 Key Metrics  
(Condado de Tuscarawas Ohio COVID-19 métricas clave)

**\*Total Cases:**  
(Casos totales)

**967**

**▲Antibody Positives:**  
(Positivos de anticuerpos)

**9**

**Age Range:**  
(Edades comprendidas)

**<1-94**

**Active:**  
(activos)

**37**

**Current Hospitalizations:**  
(hospitalizaciones actuales)

**3**

**Date Onset Range:**  
(El comienzo de los síntomas oscilan)

**01/20/20 - 10/01/20**

**Recovered:**  
(recuperados)

**910**

**Total Deaths:**  
(total de muertes)

**20**

**Average Age:**  
(Promedio de edad)

**40.8**

\*This number includes both confirmed and probable cases.

▲Included in total cases

- This graph also includes cases reported by New Philadelphia City Health Department.

\*Este número incluye casos confirmados y probables.

- Este gráfico también incluye casos reportados por el Departamento de Salud de New Philadelphia City.



# Ohio Public Health Advisory System

## LEVEL 1

### Public Emergency

Active exposure and spread.

## LEVEL 2

### Public Emergency

Increased exposure and spread.

## LEVEL 3

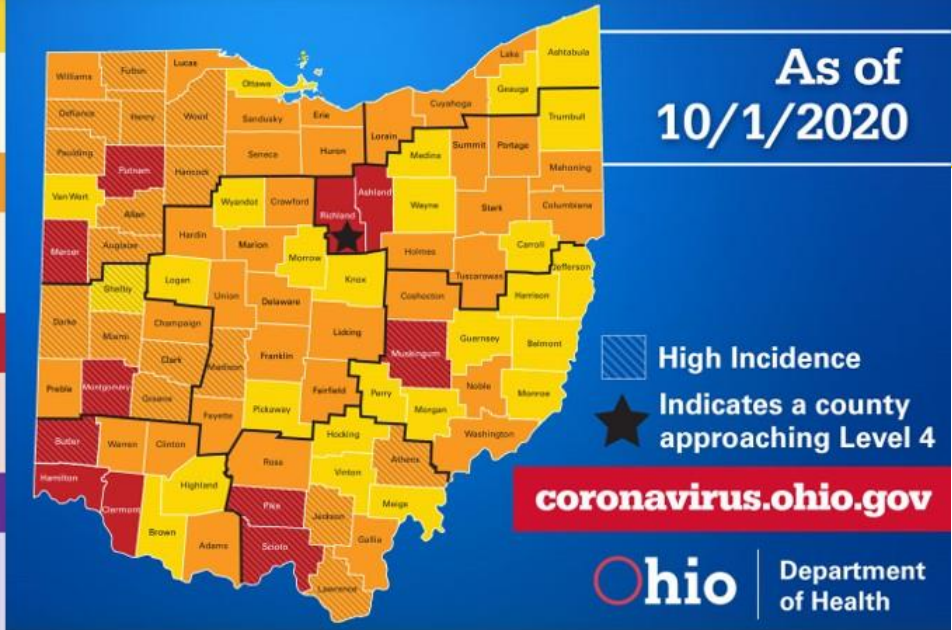
### Public Emergency

Very high exposure and spread.

## LEVEL 4

### Public Emergency

Severe exposure and spread.



## Tuscarawas County:

## LEVEL 2

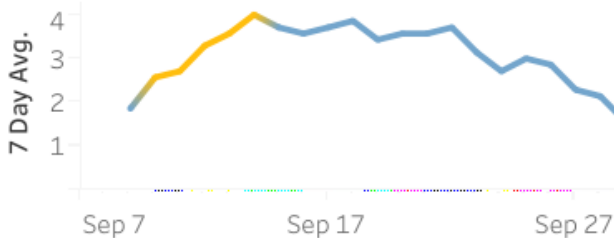
(as of 10/01/2020)

On 10/01/2020, Tuscarawas County remained a Risk Level 2/Orange county in the Ohio Public Health Advisory System for the second consecutive week. To be classified a Risk Level 2, two to three of the 7 indicators must be met. Tuscarawas County meets the two indicators circled below:

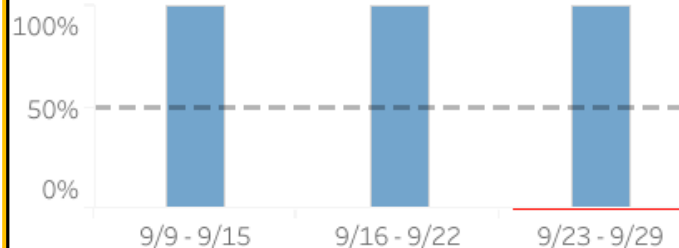
<b>1.</b> 50 cases/ 100,000 Most Recent 2-weeks	<b>2.</b> New Cases Trajectory increase over a 5 day period	<b>3.</b> Proportion in Non- Congregate Settings (LTC)	<b>4.</b> COVID-like ED Trajectory increase over a 5 day period	<b>5.</b> COVID-like OP Trajectory increase over a 5 day period	<b>6.</b> Hospitalization Trajectory increase over a 5 day period	<b>7.</b> >80% threshold for capacity + 20% COVID ICU
---	---	--	---	---	---	---

For indicator 3 above, "LTC" represents long term care facilities. For a detailed explanation of the 7 indicators, visit <https://coronavirus.ohio.gov/static/OPHASM/Summary-Alert-Indicators.pdf>  
For information about the indicators for all Ohio counties, visit <https://coronavirus.ohio.gov/wps/portal/gov/covid-19/public-health-advisory-system/>

Indicator 2 - New Cases Increase | Met



Indicator 3 - Non-Congregate Cases | Met



### Tuscarawas County Health Department's Current Situational Goal:

Continue to provide timely and accurate information to the public and stakeholders while protecting patient confidentiality and minimizing the spread of the virus through contact tracing, notification, and tracking.