



**Public Health**  
Prevent. Promote. Protect.

Tuscarawas County Health Department

# Tuscarawas County Health Department's COVID-19 Weekly Report

June 4, 2021

## Contact Us

www.tchdnow.org  
eoc@tchdnow.org  
(330)343-5555

Facebook.com/tchdnow  
Dial 2-1-1 for general COVID ?'s

## ODH Call Center

1-833-4-ASK-ODH  
Open Seven Days a Week  
From 9 a.m. to 8 p.m.

## U.S. States with the Most Cases of COVID-19\*

\*As of June 3, 2021

- California (3,685,916)
- Texas (2,945,998)
- Florida (2,284,500)
- New York (2,101,694)
- Illinois (1,383,065)
- Pennsylvania (1,203,443)
- Georgia (1,124,571)
- Ohio (1,102,890)\*
- New Jersey (1,016,763)
- North Carolina (1,003,508)
- Michigan (993,422)
- Arizona (882,369)
- Tennessee (863,328)
- Indiana (744,474)
- Massachusetts (707,265)
- Virginia (676,041)
- Wisconsin (674,739)
- Minnesota (601,645)
- Missouri (600,799)
- South Carolina (593,526)
- Alabama (544,595)
- Colorado (544,157)
- Louisiana (472,304)
- Maryland (460,060)

## Situation Numbers

**Globally** (As of June 3, 2021)

**171,708,011 total cases of COVID-19; 3,697,151 deaths (2.2%)** (Last week: 2.1%)

**United States** (As of June 3, 2021)

**33,130,027 total cases of COVID-19; 592,776 deaths (1.8%)** (Last week: 1.8%)

**Ohio** (As of June 4, 2021)

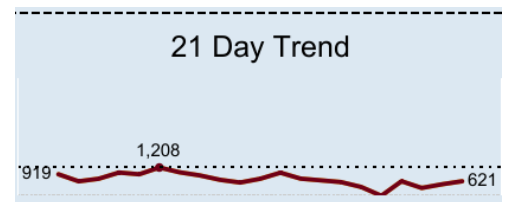
**1,104,001 cases of COVID-19**

**19,980 deaths (1.8%)** (Last week: 1.8%)

21-day trend (cases) is pictured at the right.

More details available at:

<https://coronavirus.ohio.gov>

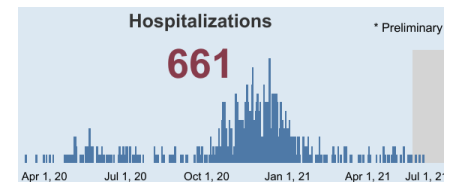
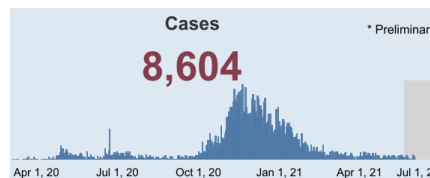


**Tuscarawas County** (As of June 4, 2021)

**247 deaths (+1 from last week, 2.9%)**

**8,604 cases of COVID-19 (+34 over last week)**

**661 hospitalizations (+4 over last week)**



As of 2:00 PM

June 4, 2021

4 de Junio de 2021

Tuscarawas County Ohio

COVID-19 Key Metrics

(Condado de Tuscarawas Ohio COVID-19 métricas clave)

**Total Cases\*:**  
(Casos totales)

**8,604**

**Active Cases:**  
(activa)

**114**

**Presumed Recovered\*\*:**  
(recuperados)

**8,243**

**^Vaccine Started:**  
(Vacuna iniciada)

**31,560**

**Vaccine Completed:**  
(Vacuna completada)

**28,611**

**Vaccine Completed by Population:**  
(Vacuna completada por poblacion)

**31.10%**

\*This number includes both confirmed and probable cases.

\*\*Presumed recovered is defined as cases with a symptom onset date > 21 days prior who are not deceased. This data is provided through the Ohio Dept. of Health.

- This graph also includes cases reported by New Philadelphia City Health Department.

\*Este número incluye casos confirmados y probables.  
- Este gráfico también incluye casos reportados por el Departamento de Salud de New Philadelphia City.

## Tuscarawas County Health Department's Current Situational Goal:

Continue to provide timely and accurate information to the public and stakeholders while protecting patient confidentiality and minimizing the spread of the virus through vaccination and contact tracing, notification, & tracking.