



Public Health
Prevent. Promote. Protect.

Tuscarawas County Health Department

Tuscarawas County Health Department's COVID-19 Weekly Report

May 28, 2021

Contact Us

www.tchdnow.org
eoc@tchdnow.org
(330)343-5555

Facebook.com/tchdnow
Dial 2-1-1 for general COVID ?'s

ODH Call Center

1-833-4-ASK-ODH
Open Seven Days a Week
From 9 a.m. to 8 p.m.

U.S. States with the Most Cases of COVID-19*

*As of May 27, 2021

- California (3,677,235)
- Texas (2,940,203)
- Florida (2,275,177)
- New York (2,097,825)
- Illinois (1,379,279)
- Pennsylvania (1,199,536)
- Georgia (1,122,166)
- Ohio (1,100,312)*
- New Jersey (1,015,368)
- North Carolina (1,000,416)
- Michigan (990,638)
- Arizona (879,102)
- Tennessee (862,098)
- Indiana (742,353)
- Massachusetts (706,272)
- Virginia (674,843)
- Wisconsin (673,738)
- Minnesota (600,408)
- Missouri (598,668)
- South Carolina (592,263)
- Alabama (543,402)
- Colorado (540,924)
- Louisiana (470,331)
- Maryland (459,343)

Situation Numbers

Globally (As of May 27, 2021)

168,599,045 total cases of COVID-19; 3,507,477 deaths (2.1%) (Last week: 2.1%)

United States (As of May 27, 2021)

33,041,551 total cases of COVID-19; 590,212 deaths (1.8%) (Last week: 1.8%)

Ohio (As of May 28, 2021)

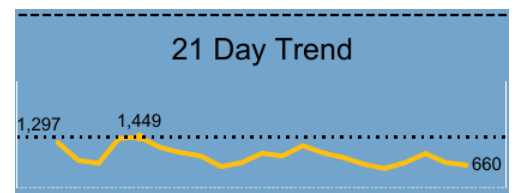
1,100,972 cases of COVID-19

19,861 deaths (1.8%) (Last week: 1.8%)

21-day trend (cases) is pictured at the right.

More details available at:

<https://coronavirus.ohio.gov>

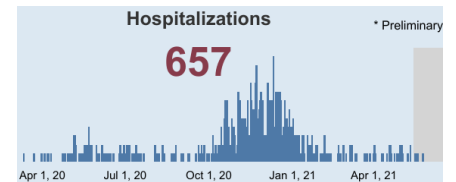
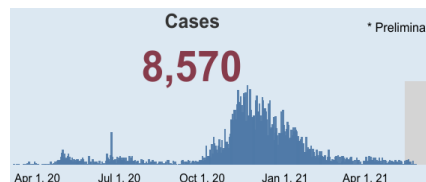


Tuscarawas County (As of May 28, 2021)

246 deaths (+1 from last week, 2.9%)

8,570 cases of COVID-19 (+37 over last week)

657 hospitalizations (+1 over last week)



As of 1:00 PM

May 28, 2021

28 de Mayo de 2021

Tuscarawas County Ohio

COVID-19 Key Metrics

(Condado de Tuscarawas Ohio COVID-19 métricas clave)

Total Cases*:
(Casos totales)

8,570

Active Cases:
(activo)

107

Presumed Recovered:**
(recuperados)

8,217

^Vaccine Started:
(Vacuna iniciada)

31,126

Vaccine Completed:
(Vacuna completada)

27,942

Vaccine Completed by Population:
(Vacuna completada por poblacion)

30.38%

*This number includes both confirmed and probable cases.

**Presumed recovered is defined as cases with a symptom onset date > 21 days prior who are not deceased. This data is provided through the Ohio Dept. of Health.

- This graph also includes cases reported by New Philadelphia City Health Department.

*Este número incluye casos confirmados y probables.
- Este gráfico también incluye casos reportados por el Departamento de Salud de New Philadelphia City.

Tuscarawas County Health Department's Current Situational Goal:

Continue to provide timely and accurate information to the public and stakeholders while protecting patient confidentiality and minimizing the spread of the virus through vaccination and contact tracing, notification, & tracking.