



Public Health
Prevent. Promote. Protect.

Tuscarawas County Health Department

Tuscarawas County Health Department's COVID-19 Weekly Report

April 8, 2022

Contact Us

www.tchdnow.org
eoc@tchdnow.org
(330)343-5555

Facebook.com/tchdnow
Dial 2-1-1 for general COVID ?'s

ODH Call Center

1-833-4-ASK-ODH
Open Seven Days a Week
From 9 a.m. to 8 p.m.

U.S. States with the Most Cases of COVID-19*

*As of April 7, 2022

- California (9,105,181)
- Texas (6,681,962)
- Florida (5,860,656)
- New York (5,003,461)
- Illinois (3,076,628)
- Pennsylvania (2,785,346)
- Ohio (2,676,629)*
- North Carolina (2,634,007)
- Georgia (2,502,192)
- Michigan (2,393,265)
- New Jersey (2,208,118)
- Tennessee (2,021,816)
- Arizona (2,014,020)
- Massachusetts (1,706,160)
- Indiana (1,692,248)
- Virginia (1,674,573)
- Wisconsin (1,587,996)
- South Carolina (1,469,706)
- Washington (1,464,398)
- Minnesota (1,432,002)
- Missouri (1,411,722)
- Colorado (1,352,256)
- Kentucky (1,317,886)
- Alabama (1,296,564)

Situation Numbers

Globally (As of April 7, 2022)

493,392,853 total cases of COVID-19; 6,165,833 deaths (1.2%) (Last week: 1.3%)

United States (As of April 7, 2022)

80,111,065 total cases of COVID-19; 981,197 deaths (1.2%) (Last week: 1.2%)

Ohio (As of April 7, 2022)

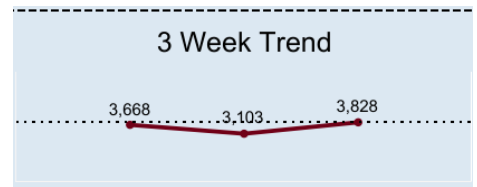
2,676,629 cases of COVID-19

38,166 deaths (1.4%) (Last week: 1.4%)

3-week trend (cases) is pictured at the right.

More details available at:

<https://coronavirus.ohio.gov>

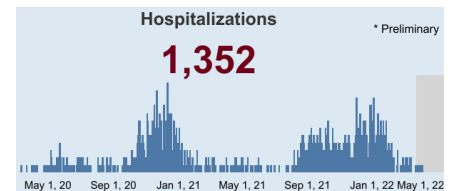
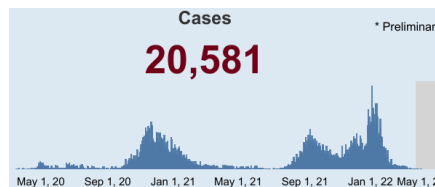


Tuscarawas County (As of April 7, 2022)

496 deaths (+3 since last week, 2.4% death rate, Last week: 2.4%)

20,581 cases of COVID-19 (+7 since last week)

1,352 hospitalizations (+4 since last week)



As of 2:00 PM

April 7, 2022

7 de Abril de 2022

Tuscarawas County Ohio

COVID-19 Key Metrics

(Condado de Tuscarawas Ohio COVID-19 métricas clave)

Total Cases*:

(Casos totales)

20,581

Active Cases:

(activo)

76

Presumed Recovered**:

(recuperados)

20,009

*Vaccine Started:

(Vacuna iniciada)

42,826

Vaccine Completed:

(Vacuna completada)

40,423

Vaccine Completed by Population:

(Vacuna completada por poblacion)

43.93%

*This number includes both confirmed and probable cases.

**Presumed recovered is defined as cases with a symptom onset date > 21 days prior who are not deceased. This data is provided through the Ohio Dept. of Health.

- This graph also includes cases reported by New Philadelphia City Health Department.

*Este número incluye casos confirmados y probables.
- Este gráfico también incluye casos reportados por el Departamento de Salud de New Philadelphia City.

Tuscarawas County Health Department's Current Situational Goal:

Continue to provide timely and accurate information to the public and stakeholders while protecting patient confidentiality and minimizing the spread of the virus through vaccination and contact tracing, notification, & tracking.