



**Public Health**  
Prevent. Promote. Protect.

Tuscarawas County Health Department

# Tuscarawas County Health Department's COVID-19 Weekly Report

April 2, 2021

## Contact Us

www.tchdnow.org  
director@tchdnow.org  
(330)343-5555

Facebook.com/tchdnow  
Dial 2-1-1 for general COVID ?'s

## ODH Call Center

1-833-4-ASK-ODH  
Open Seven Days a Week  
From 9 a.m. to 8 p.m.

## U.S. States with the Most Cases of COVID-19\*

\*As of April 1, 2021

- California (3,570,660)
- Texas (2,786,642)
- Florida (2,026,083)
- New York (1,887,304)
- Illinois (1,248,111)
- Georgia (1,060,973)
- Pennsylvania (1,028,750)
- Ohio (1,020,041)\*
- North Carolina (916,159)
- New Jersey (914,422)
- Arizona (842,192)
- Tennessee (813,614)
- Michigan (753,449)
- Indiana (687,713)
- Wisconsin (636,908)
- Virginia (622,339)
- Massachusetts (610,528)
- Missouri (578,438)
- South Carolina (552,575)
- Minnesota (521,667)
- Alabama (515,866)

## Situation Numbers

**Globally** (As of April 1, 2021)

**129,215,179 total cases of COVID-19; 2,820,098 deaths (2.2%)** (Last week: 2.2%)

**United States** (As of April 1, 2021)

**30,357,579 total cases of COVID-19; 550,169 deaths (1.8%)** (Last week: 1.8%)

**Ohio** (As of April 2, 2021)

**1,012,718 cases of COVID-19**

**18,643 deaths (1.8%)** (Last week: 1.8%)

21-day trend (cases) is pictured at the right.

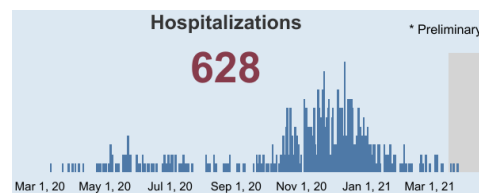
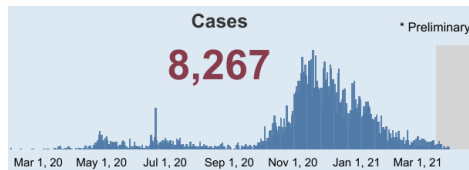
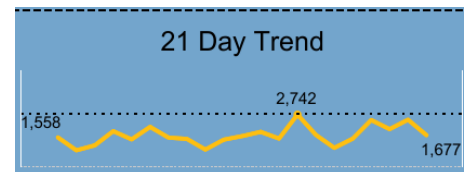
More details available at:

<https://coronavirus.ohio.gov>

### Tuscarawas County:

The case trend and hospitalization trend charts below are current as of 4/02/21.

There are 238 total COVID-19 related deaths for Tuscarawas County as of 4/02/21.



As of 1:00 PM  
April 2, 2021  
2 de Abril de 2021

## Tuscarawas County Ohio COVID-19 Key Metrics

(Condado de Tuscarawas Ohio COVID-19 métricas clave)

**Total Cases\*:**  
(Casos totales)

**8,267**

**Active Cases:**  
(activo)

**130**

**Presumed Recovered\*\*:**  
(recuperados)

**7,899**

**\*Vaccine Started:**  
(Vacuna iniciada)

**22,546**

**Vaccine Completed:**  
(Vacuna completada)

**14,815**

**Vaccine Completed by Population:**  
(Vacuna completada por poblacion)

**16.11%**

\*This number includes both confirmed and probable cases.

\*\*Presumed recovered is defined as cases with a symptom onset date > 21 days prior who are not deceased. This data is provided through the Ohio Dept. of Health.

- This graph also includes cases reported by New Philadelphia City Health Department.

\*Este número incluye casos confirmados y probables.  
- Este gráfico también incluye casos reportados por el Departamento de Salud de New Philadelphia City.



# Ohio Public Health Advisory System

## LEVEL 1

### Public Emergency

Active exposure and spread.

## LEVEL 2

### Public Emergency

Increased exposure and spread.

## LEVEL 3

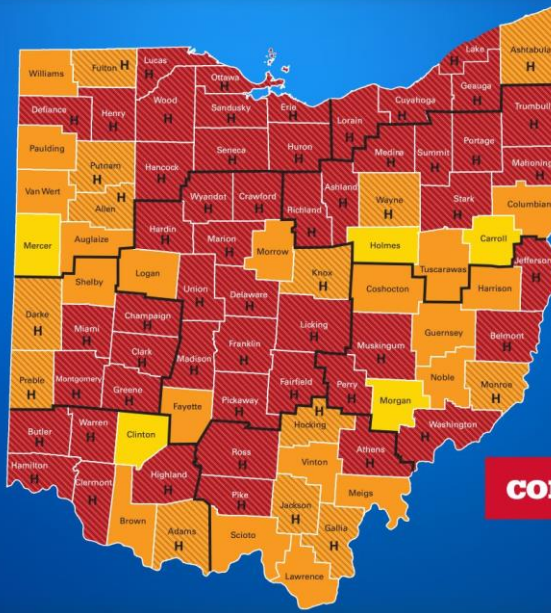
### Public Emergency

Very high exposure and spread.

## LEVEL 4

### Public Emergency

Severe exposure and spread.



As of  
4/1/2021

High Incidence  
Indicates a county approaching Level 4

[coronavirus.ohio.gov](https://coronavirus.ohio.gov)

ohio | Department of Health

## Tuscarawas County:

(announced by ODH on 4/01/2021)

## LEVEL 2

On 4/01/2021, Tuscarawas County moved from Risk Level 3/Red to Risk Level 2/Orange in the Ohio Public Health Advisory System. To be classified a Risk Level 2, 2 to 3 of the 7 data indicators must be met. Tuscarawas County meets the two indicators circled below:

- |   |   |  |   |   |   |   |
|---|---|--|---|---|---|---|
| <b>1.</b><br>50 cases/<br>100,000<br>Most Recent<br>2-weeks | <b>2.</b><br>New Cases<br>Trajectory<br>increase over a<br>5 day period | <b>3.</b><br>Proportion in<br>Non-<br>Congregate<br>Settings (LTC) | <b>4.</b><br>COVID-like ED<br>Trajectory<br>increase over a<br>5 day period | <b>5.</b><br>COVID-like OP<br>Trajectory<br>increase over a<br>5 day period | <b>6.</b><br>Hospitalization<br>Trajectory<br>increase over a<br>5 day period | <b>7.</b><br>>80%<br>threshold for<br>capacity + 20%<br>COVID ICU |
|---|---|--|---|---|---|---|

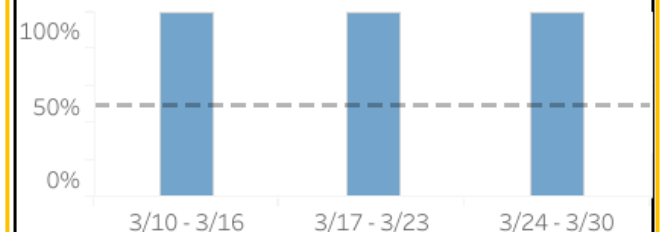
For indicator 3 above, "LTC" represents long term care facilities. For a detailed explanation of the 7 indicators, visit <https://coronavirus.ohio.gov/static/OPHASM/Summary-Alert-Indicators.pdf>

Indicator 1 - New Cases per Capita | Met



Cases over past two weeks	County Population	Cases per 100k
50	91,987	54.36

Indicator 3 - Non-Congregate Cases | Met



### Tuscarawas County Health Department's Current Situational Goal:

Continue to provide timely and accurate information to the public and stakeholders while protecting patient confidentiality and minimizing the spread of the virus through contact tracing, notification, and tracking.