



**Public Health**  
Prevent. Promote. Protect.

Tuscarawas County Health Department

# Tuscarawas County Health Department's COVID-19 Weekly Report

March 12, 2021

## Contact Us

www.tchdnow.org  
director@tchdnow.org  
(330)343-5555

Facebook.com/tchdnow  
Dial 2-1-1 for general COVID ?'s

## ODH Call Center

1-833-4-ASK-ODH  
Open Seven Days a Week  
From 9 a.m. to 8 p.m.

## U.S. States with the Most Cases of COVID-19\*

\*As of March 11, 2021

- California (3,513,678)
- Texas (2,699,589)
- Florida (1,921,548)
- New York (1,718,341)
- Illinois (1,202,709)
- Georgia (1,028,432)
- Ohio (983,486)\*
- Pennsylvania (955,730)
- North Carolina (877,764)
- Arizona (828,630)
- New Jersey (822,817)
- Tennessee (786,597)
- Indiana (669,164)
- Michigan (662,572)
- Wisconsin (623,150)
- Virginia (590,626)
- Massachusetts (572,290)
- Missouri (564,300)
- South Carolina (528,473)
- Alabama (501,398)
- Minnesota (493,013)



## Situation Numbers

**Globally** (As of March 11, 2021)

**118,268,575 total cases of COVID-19; 2,624,677 deaths (2.2%)** (Last week: 2.2%)

**United States** (As of March 11, 2021)

**29,052,862 total cases of COVID-19; 527,726 deaths (1.8%)** (Last week: 1.8%)

**Ohio** (As of March 12, 2021)

**986,740 cases of COVID-19**

**17,871 deaths (1.8%)** (Last week: 1.8%)  
21-day trend (cases) is pictured at the right.

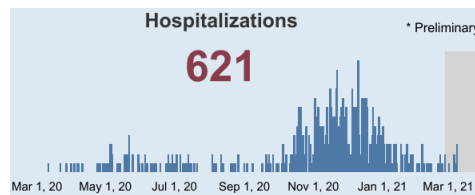
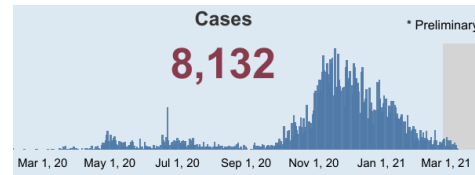
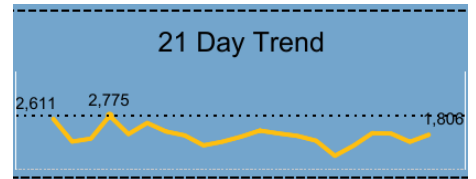
More details available at:

<https://coronavirus.ohio.gov>

### Tuscarawas County:

The case trend and hospitalization trend charts below are current as of 03/12/21.

There are 235 total COVID-19 related deaths for Tuscarawas County as of 3/12/21.



As of 1:00 PM  
March 12, 2021  
12 de Marzo de 2021

Tuscarawas County Ohio  
COVID-19 Key Metrics  
(Condado de Tuscarawas Ohio COVID-19 métricas clave)

Total Cases\*:  
(Casos totales)

**8,132**

^Vaccine Started:  
(Vacuna iniciada)

**15,234**

Active Cases:  
(activo)

**195**

Vaccine Completed:  
(Vacuna completada)

**8,992**

Presumed Recovered\*\*:  
(recuperados)

**7,702**

Vaccine Completed by Population:  
(Vacuna completada por poblacion)

**9.78%**

\*This number includes both confirmed and probable cases.

\*\*Presumed recovered is defined as cases with a symptom onset date > 21 days prior who are not deceased. This data is provided through the Ohio Dept. of Health.

- This graph also includes cases reported by New Philadelphia City Health Department.

\*Este número incluye casos confirmados y probables.  
- Este gráfico también incluye casos reportados por el Departamento de Salud de New Philadelphia City.

# Ohio Public Health Advisory System

## LEVEL 1

### Public Emergency

Active exposure and spread.

## LEVEL 2

### Public Emergency

Increased exposure and spread.

## LEVEL 3

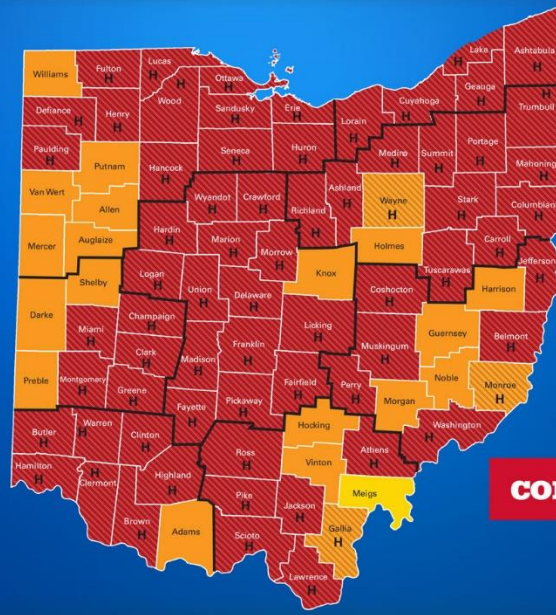
### Public Emergency

Very high exposure and spread.

## LEVEL 4

### Public Emergency

Severe exposure and spread.



As of  
3/11/2021

High Incidence  
Indicates a county approaching Level 4

[coronavirus.ohio.gov](https://coronavirus.ohio.gov)

Ohio Department of Health

## Tuscarawas County:

(announced by ODH on 3/11/2021)

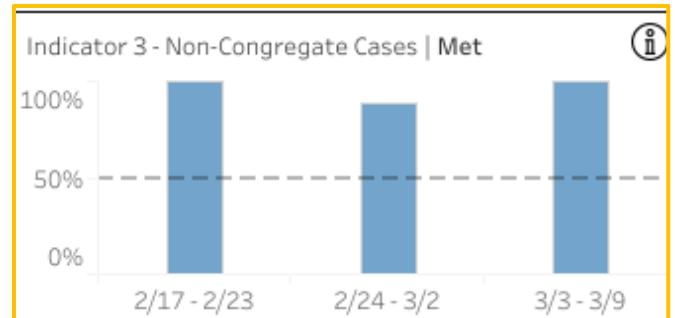
## LEVEL 3

On 3/11/2021, Tuscarawas County remained at a Risk Level 3/Red county in the Ohio Public Health Advisory System. To be classified a Risk Level 3, 4 to 5 of the 7 data indicators must be met, OR if previously at Level 3, a county stays at Level 3 until it drops below the high incidence case threshold. Tuscarawas County meets the two indicators circled below:

<b>1.</b> 50 cases/ 100,000 Most Recent 2-weeks	<b>2.</b> New Cases Trajectory increase over a 5 day period	<b>3.</b> Proportion in Non- Congregate Settings (LTC)	<b>4.</b> COVID-like ED Trajectory increase over a 5 day period	<b>5.</b> COVID-like OP Trajectory increase over a 5 day period	<b>6.</b> Hospitalization Trajectory increase over a 5 day period	<b>7.</b> >80% threshold for capacity + 20% COVID ICU
---	---	--	---	---	---	---

For indicator 3 above, "LTC" represents long term care facilities. For a detailed explanation of the 7 indicators, visit <https://coronavirus.ohio.gov/static/OPHASM/Summary-Alert-Indicators.pdf>

Indicator 1 - New Cases per Capita   Met		
Cases over past two weeks	County Population	Cases per 100k
99	91,987	107.62



### Tuscarawas County Health Department's Current Situational Goal:

Continue to provide timely and accurate information to the public and stakeholders while protecting patient confidentiality and minimizing the spread of the virus through contact tracing, notification, and tracking.