



**Public Health**  
Prevent. Promote. Protect.

Tuscarawas County Health Department

# Tuscarawas County Health Department's COVID-19 Weekly Report

January 15, 2021

## Contact Us

www.tchdnow.org  
director@tchdnow.org  
(330)343-5555

Facebook.com/tchdnow  
Dial 2-1-1 for general COVID ?'s

## ODH Call Center

1-833-4-ASK-ODH  
Open Seven Days a Week  
From 9 a.m. to 8 p.m.

## U.S. States with the Most Cases of COVID-19\*

\*As of January 14, 2021

California (2,816,969)  
Texas (2,045,699)  
Florida (1,503,529)  
New York (1,202,414)  
Illinois (1,052,682)  
Ohio (807,293)\*  
Georgia (791,324)  
Pennsylvania (748,564)  
Tennessee (670,482)  
North Carolina (650,926)  
Arizona (649,040)  
New Jersey (609,721)  
Indiana (578,494)  
Michigan (576,573)  
Wisconsin (561,160)  
Massachusetts (443,193)  
Minnesota (441,935)  
Missouri (431,957)  
Virginia (422,634)  
Alabama (414,583)



## Situation Numbers

**Globally** (As of January 15, 2021)

**91,816,091 total cases of COVID-19; 1,986,871 deaths (2.2%)** (Last week: 2.2%)

**United States** (As of January 15, 2021)

**23,193,703 total cases of COVID-19; 387,255 deaths (1.7%)** (Last week: 1.7%)

**Ohio** (As of January 15, 2021)

**814,442 cases of COVID-19**

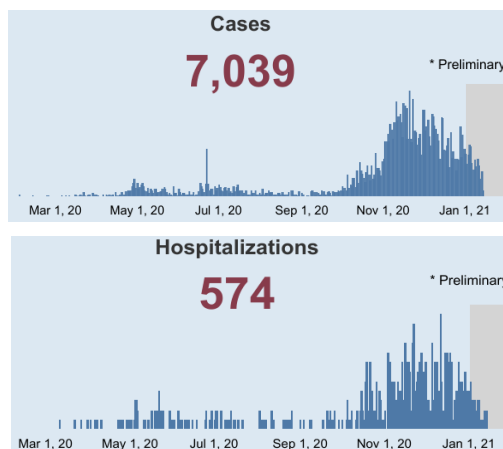
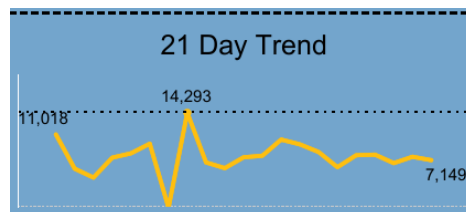
**10,057 deaths (1.2%)** (Last week: 1.3%)  
21-day trend (cases) is pictured at the right.

More details available at:

<https://coronavirus.ohio.gov>

## Tuscarawas County:

The case trend and hospitalization trend charts below are current as of 01/15/21.



As of 1:00 PM  
January 15, 2021  
15 de Enero de 2021

## Tuscarawas County Ohio

COVID-19 Key Metrics  
(Condado de Tuscarawas Ohio COVID-19 métricas clave)

Total Cases\*:  
(Casos totales)

**7,039**

\*Antibody Positives:  
(Positivos de anticuerpos)

**10**

Active Cases:  
(activo)

**934**

Age Range:  
(Edades comprendidas)

**<1-102**

Presumed  
Recovered\*\*:  
(recuperados)

**5,922**

Total Deaths:  
(Total de muertes)

**183**

\*This number includes both confirmed and probable cases.

\*\*Presumed recovered is defined as cases with a symptom onset date > 21 days prior who are not deceased. This data is provided through the Ohio Dept. of Health.

\*-Included in total cases

- This graph also includes cases reported by New Philadelphia City Health Department.

\*Este número incluye casos confirmados y probables.  
- Este gráfico también incluye casos reportados por el Departamento de Salud de New Philadelphia City.

# Ohio Public Health Advisory System

## LEVEL 1

### Public Emergency

Active exposure and spread.

## LEVEL 2

### Public Emergency

Increased exposure and spread.

## LEVEL 3

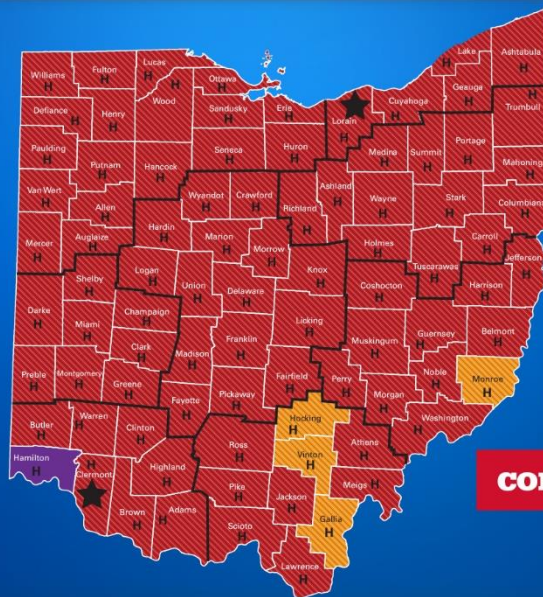
### Public Emergency

Very high exposure and spread.

## LEVEL 4

### Public Emergency

Severe exposure and spread.



As of  
1/14/2021



High Incidence



Indicates a county  
approaching Level 4

[coronavirus.ohio.gov](https://coronavirus.ohio.gov)

ohio

Department  
of Health

## Tuscarawas County:

(announced by ODH on 1/14/2021)

## LEVEL 3

On 1/14/2021, Tuscarawas County remained at a Risk Level 3/Red county in the Ohio Public Health Advisory System. To be classified a Risk Level 3, 4 to 5 of the 7 data indicators must be met, OR if previously at Level 3, a county stays at Level 3 until it drops below the high incidence case threshold. Tuscarawas County meets the four indicators circled below:

1.

50 cases/  
100,000  
Most Recent  
2-weeks

2.

New Cases  
Trajectory  
increase over a  
5 day period

3.

Proportion in  
Non-  
Congregate  
Settings (LTC)

4.

COVID-like ED  
Trajectory  
increase over a  
5 day period

5.

COVID-like OP  
Trajectory  
increase over a  
5 day period

6.

Hospitalization  
Trajectory  
increase over a  
5 day period

7.

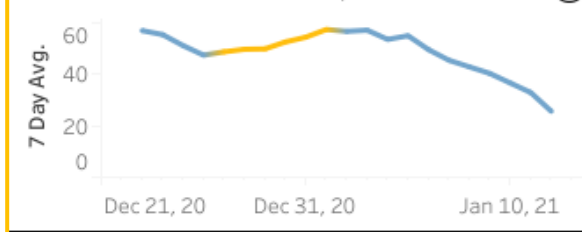
>80%  
threshold for  
capacity + 20%  
COVID ICU

For indicator 3 above, "LTC" represents long term care facilities. For a detailed explanation of the 7 indicators, visit <https://coronavirus.ohio.gov/static/OPHASM/Summary-Alert-Indicators.pdf>

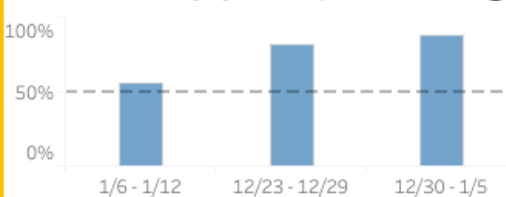
Indicator 1 - New Cases per Capita | Met

Cases over past two weeks	County Population	Cases per 100k
566	91,987	615.30

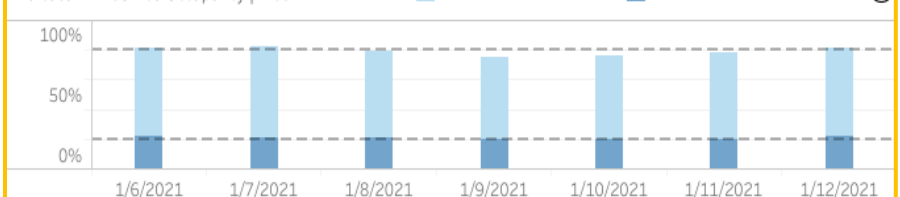
Indicator 2 - New Cases Increase | Met



Indicator 3 - Non-Congregate Cases | Met



Indicator 7 - ICU Bed Occupancy | Met



### Tuscarawas County Health Department's Current Situational Goal:

Continue to provide timely and accurate information to the public and stakeholders while protecting patient confidentiality and minimizing the spread of the virus through contact tracing, notification, and tracking.