



**Public Health**  
Prevent. Promote. Protect.

Tuscarawas County Health Department

# Tuscarawas County Health Department's COVID-19 Weekly Report

December 31, 2020

## Contact Us

www.tchdnow.org  
director@tchdnow.org  
(330)343-5555

Facebook.com/tchdnow  
Dial 2-1-1 for general COVID ?'s

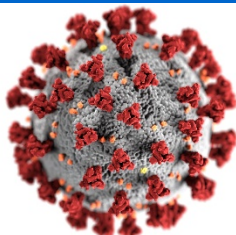
## ODH Call Center

1-833-4-ASK-ODH  
Open Seven Days a Week  
From 9 a.m. to 8 p.m.

## U.S. States with the Most Cases of COVID-19\*

\*As of December 30, 2020

- California (2,218,142)
- Texas (1,737,447)
- Florida (1,283,701)
- Illinois (955,380)
- New York (969,524)
- Ohio (690,748)\*
- Georgia (654,743)
- Pennsylvania (631,333)
- Tennessee (580,809)
- North Carolina (532,830)
- Michigan (528,621)
- Wisconsin (516,226)
- Arizona (512,489)
- Indiana (505,017)
- New Jersey (472,264)
- Minnesota (413,107)
- Missouri (388,856)
- Massachusetts (362,454)
- Alabama (356,820)
- Virginia (349,584)



## Situation Numbers

**Globally** (As of December 31, 2020)

**81,475,053 total cases of COVID-19; 1,798,050 deaths (2.2%)** (On 12/18: 2.3%)

**United States** (As of December 31, 2020)

**19,663,976 total cases of COVID-19; 341,199 deaths (1.7%)** (On 12/18: 1.8%)

**Ohio** (As of December 31, 2020)

**700,380 cases of COVID-19**

**8,962 deaths (1.3%)** (On 12/18: 1.3%)

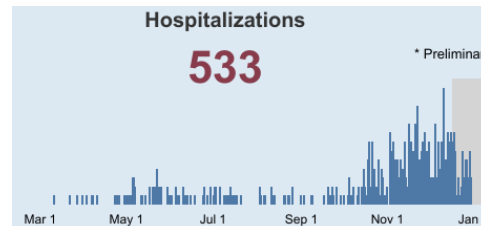
21-day trend (cases) is pictured at the right.

More details available at:

<https://coronavirus.ohio.gov>

## Tuscarawas County:

The case trend and hospitalization trend charts below are current as of 12/31/20.



As of 1:00 PM  
December 31, 2020  
31 de Diciembre de 2020

Tuscarawas County Ohio  
COVID-19 Key Metrics  
(Condado de Tuscarawas Ohio COVID-19 métricas clave)

Total Cases\*:  
(Casos totales)

**6,196**

Antibody Positives:  
(Positivos de anticuerpos)

**10**

Active Cases:  
(activo)

**1,057**

Age Range:  
(Edades comprendidas)

**<1-100**

Presumed Recovered\*\*:  
(recuperados)

**4,976**

Total Deaths:  
(Total de muertes)

**163**

\*This number includes both confirmed and probable cases.  
\*\*Presumed recovered is defined as cases with a symptom onset date > 21 days prior who are not deceased. This data is provided through the Ohio Dept. of Health.

\*Included in total cases

- This graph also includes cases reported by New Philadelphia City Health Department.

\*Este número incluye casos confirmados y probables.  
- Este gráfico también incluye casos reportados por el Departamento de Salud de New Philadelphia City.

# Ohio Public Health Advisory System

## LEVEL 1

**Public Emergency**  
Active exposure and spread.

## LEVEL 2

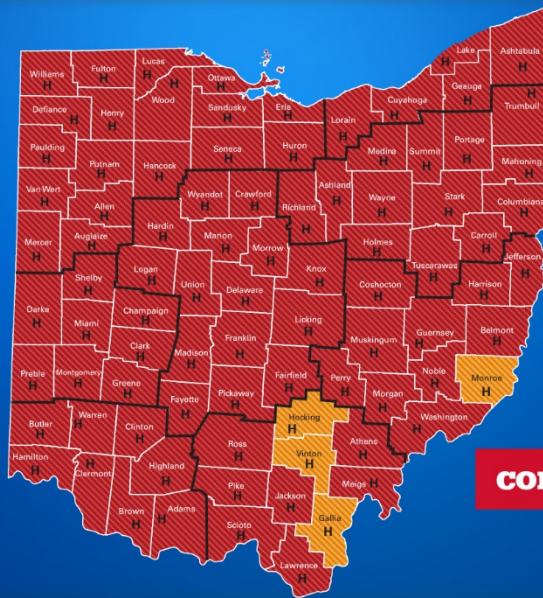
**Public Emergency**  
Increased exposure and spread.

## LEVEL 3

**Public Emergency**  
Very high exposure and spread.

## LEVEL 4

**Public Emergency**  
Severe exposure and spread.



As of  
**12/30/2020**

High Incidence  
 Indicates a county approaching Level 4

[coronavirus.ohio.gov](https://coronavirus.ohio.gov)

Ohio | Department of Health

## Tuscarawas County:

(announced by ODH on 12/31/2020)

## LEVEL 3

On 12/31/2020, Tuscarawas County remained at a Risk Level 3/Red county in the Ohio Public Health Advisory System. To be classified a Risk Level 3, 4 to 5 of the 7 data indicators must be met, OR if previously at Level 3, a county stays at Level 3 until it drops below the high incidence case threshold. Tuscarawas County meets the four indicators circled below:

<b>1.</b> 50 cases/ 100,000 Most Recent 2-weeks	<b>2.</b> New Cases Trajectory increase over a 5 day period	<b>3.</b> Proportion in Non- Congregate Settings (LTC)	<b>4.</b> COVID-like ED Trajectory increase over a 5 day period	<b>5.</b> COVID-like OP Trajectory increase over a 5 day period	<b>6.</b> Hospitalization Trajectory increase over a 5 day period	<b>7.</b> >80% threshold for capacity + 20% COVID ICU
-------------------------------------------------------------	-------------------------------------------------------------------------	--------------------------------------------------------------------	-----------------------------------------------------------------------------	-----------------------------------------------------------------------------	-------------------------------------------------------------------------------	-------------------------------------------------------------------

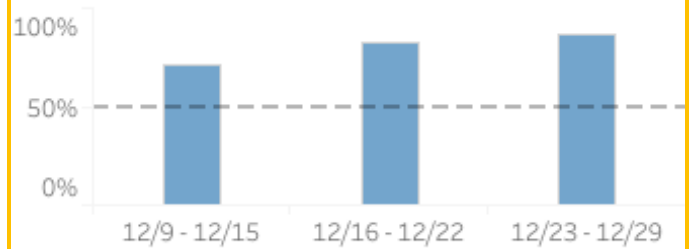
For indicator 3 above, "LTC" represents long term care facilities. For a detailed explanation of the 7 indicators, visit <https://coronavirus.ohio.gov/static/OPHASM/Summary-Alert-Indicators.pdf>

Indicator 1 - New Cases per Capita | Met



Cases over past two weeks	County Population	Cases per 100k
534	91,987	580.52

Indicator 3 - Non-Congregate Cases | Met



### Tuscarawas County Health Department's Current Situational Goal:

Continue to provide timely and accurate information to the public and stakeholders while protecting patient confidentiality and minimizing the spread of the virus through contact tracing, notification, and tracking.