




Public Health
Prevent. Promote. Protect.

Tuscarawas County Health Department

COVID-19 Epidemiological Reports for the Period Covering January 1, 2020-December 31, 2021



Tuscarawas County: COVID-19 Monthly Epidemiological Report

A joint collaboration between the Tuscarawas County Health Department and the New Philadelphia City Health Department

Case Fatality Rate COVID-19

January 2020 through December 2021

Age Group	Tuscarawas County	Ohio	United States
0-19	0.0%	0.0%	0.0%
20-29	0.0%	0.0%	0.1%
30-39	0.1%	0.1%	0.2%
40-49	0.7%	0.3%	0.5%
50-59	1.0%	0.8%	1.1%
60-69	3.0%	2.4%	3.1%
70-79	8.7%	6.5%	8.1%
80+	20.1%	16.2%	20.5%

Data is from January 2020 through December 2021. This information is accurate as of 2:00 PM on January 5, 2022.

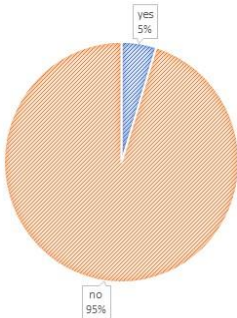
All data contained is preliminary and is subject to change as more information is reported to Ohio Department of Health (ODH). Numbers may differ depending on time data was collected. Caution should be used as data is subject to change.



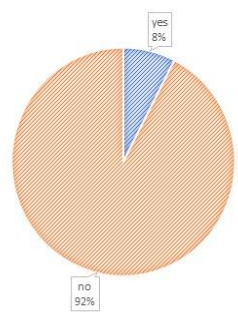
Tuscarawas County: COVID-19 Monthly Epidemiological Report

A joint collaboration between the Tuscarawas County Health Department and the New Philadelphia City Health Department

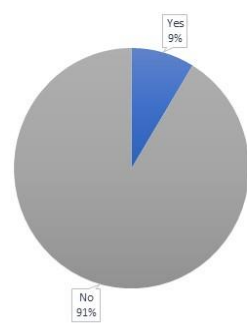
COVID-19 CASES RESIDING IN LONG TERM FACILITY, TUSCARAWAS COUNTY, OHIO
JANUARY 2020 THROUGH DECEMBER 2021



HEALTHCARE WORKER CASES OF COVID-19, TUSCARAWAS COUNTY, OHIO
JANUARY 2020 THROUGH DECEMBER 2021



Hospitalized Cases of COVID-19, Tuscarawas County, Ohio
January 2020 through December 2021



ICU Admission, Hospitalized COVID-19 cases, Tuscarawas County, Ohio
January 2020 through December 2021



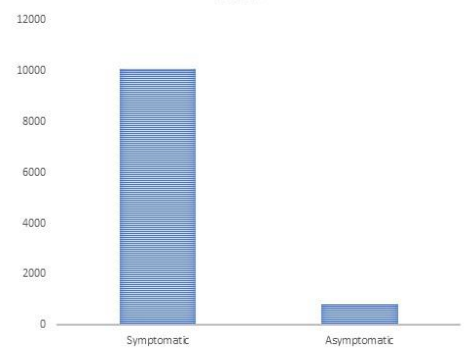
Data is from January 2020 through December 2021. This information is accurate as of 2:00 PM on January 5, 2022. All data contained is preliminary and is subject to change as more information is reported to Ohio Department of Health (ODH). Numbers may differ depending on time data was collected. Caution should be used as data is subject to change.



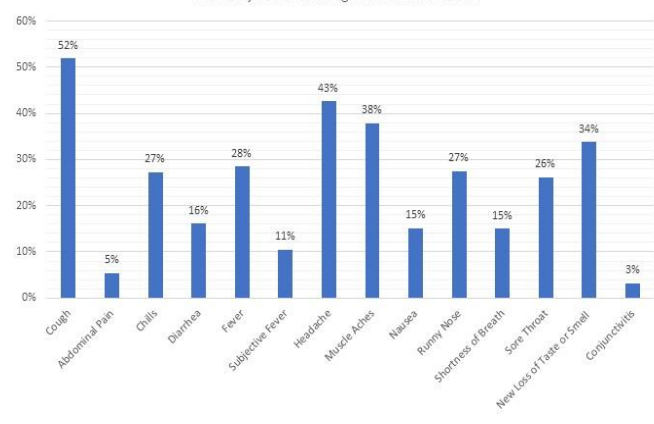
Tuscarawas County: COVID-19 Monthly Epidemiological Report

A joint collaboration between the Tuscarawas County Health Department and the New Philadelphia City Health Department

SYMPTOMS PRESENT COVID-19 CASES, TUSCARAWAS COUNTY, OHIO
JANUARY 2020 THROUGH DECEMBER 2021



Signs and Symptoms COVID-19 Cases, Tuscarawas County, Ohio
January 2020 through December 2021



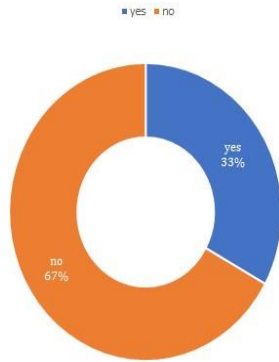
Data is from January 2020 through December 2021. This information is accurate as of 2:00 PM on January 5, 2022. All data contained is preliminary and is subject to change as more information is reported to Ohio Department of Health (ODH). Numbers may differ depending on time data was collected. Caution should be used as data is subject to change.



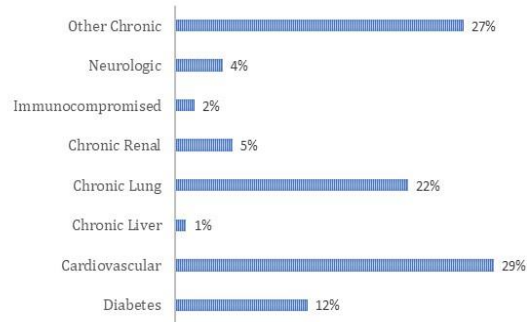
Tuscarawas County: COVID-19 Monthly Epidemiological Report

A joint collaboration between the Tuscarawas County Health Department and the New Philadelphia City Health Department

COVID-19 CASES WITH PRE-EXISTING CONDITIONS, TUSCARAWAS COUNTY, OHIO JANUARY 2020 THROUGH DECEMBER 2021



COVID-19 CASES PRE-EXISTING CONDITIONS, TUSCARAWAS COUNTY, OHIO JANUARY 2020 THROUGH DECEMBER 2021



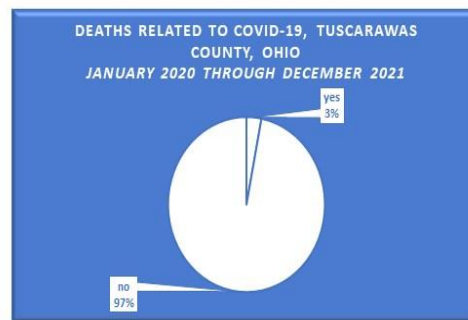
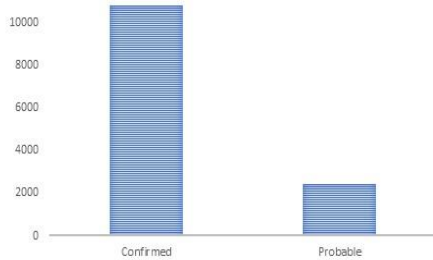
Data is from January 2020 through December 2021. This information is accurate as of 2:00 PM on January 5, 2022. All data contained is preliminary and is subject to change as more information is reported to Ohio Department of Health (ODH). Numbers may differ depending on time data was collected. Caution should be used as data is subject to change.



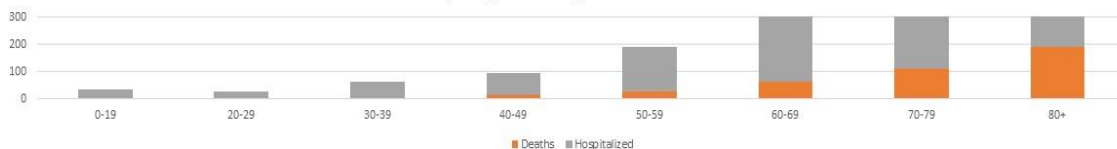
Tuscarawas County: COVID-19 Monthly Epidemiological Report

A joint collaboration between the Tuscarawas County Health Department and the New Philadelphia City Health Department

CASE CLASSIFICATION STATUS, COVID-19 CASES, TUSCARAWAS COUNTY, OHIO JANUARY 2020 THROUGH DECEMBER 2021



COVID-19 Case Information by Age Group, Tuscarawas County, Ohio January 2020 through December 2021



Data is from January 2020 through December 2021. This information is accurate as of 2:00 PM on January 5, 2022. All data contained is preliminary and is subject to change as more information is reported to Ohio Department of Health (ODH). Numbers may differ depending on time data was collected. Caution should be used as data is subject to change.