

# Tuscarawas County Health Department



## Division of Environmental Health Services Annual Report 2024



**Public Health**  
Prevent. Promote. Protect.

**Tuscarawas County  
Health Department**

## **Table of Contents**

|   |           |
|---|-----------|
| <b>Bureau of Environmental Health Services Overview.....</b>                      | <b>2</b>  |
| <b>Environmental Health Program List .....</b>                                    | <b>2</b>  |
| <b>2024 Bureau of Environmental Health Services At-A-Glance .....</b>             | <b>3</b>  |
| <b>Animal Bite and Rabies Prevention Program .....</b>                            | <b>4</b>  |
| <b>Camps, RV, and Recreational Parks Program .....</b>                            | <b>4</b>  |
| <b>Food Safety Program .....</b>  | <b>4</b>  |
| <b>Things We Do: .....</b>  | <b>4</b>  |
| <b>Types of Licenses We Issue .....</b>   | <b>5</b>  |
| <b>Mosquito Control Program.....</b>  | <b>5</b>  |
| <b>Nuisance Complaint Program .....</b>   | <b>5</b>  |
| <b>Public Pools and Spas Program.....</b>   | <b>5</b>  |
| <b>Solid Waste Program .....</b>  | <b>6</b>  |
| <b>Tattoo and Body Piercing Program .....</b>                                     | <b>6</b>  |
| <b>Water safety program (Well and Septic).....</b>                                | <b>6</b>  |
| <b>Staff Working Time in Environmental Health Services Programs by Year .....</b> | <b>13</b> |
| <b>2024 Environmental Health Services Program Expenses .....</b>                  | <b>15</b> |
| <b>2024 Income vs. Expenses by Environmental Health Service.....</b>              | <b>16</b> |
| <b>2024 Financial Percent Comparison by Program.....</b>                          | <b>17</b> |
| <b>2043 Environmental Health Services Data .....</b>                              | <b>17</b> |
| <b>Environmental Services and Inspections 2022-2024.....</b>                      | <b>20</b> |

Environmental health is the branch of public health that: focuses on the relationships between people and their environment; promotes human health and well-being; and fosters healthy and safe communities. Environmental health is a key part of any comprehensive public health system. The field works to advance policies and programs to reduce chemical and other environmental exposures in air, water, soil, and food to protect people and provide communities with healthier environments.

## **Bureau of Environmental Health Services Overview**

The Tuscarawas County Health Department (TCHD) Bureau of Environmental Health Services promotes public health by conducting environmental health inspections and related activities for settings such as restaurants, and other food establishments, campgrounds and RV parks, public pools and spas, drinking water, septic systems, tattoo and body piercing establishments and solid waste facilities. The Bureau enforces the Ohio Revised Code, Ohio Administrative Code, and internal TCHD Codes. Staff conduct inspections, document deficiencies, and violations, recommend improvements or mandate corrections, and review and approve operation designs. Staff also conduct investigations related to complaints and outbreaks and respond to public health nuisances, hazards, and emergencies.

## **Environmental Health Program List**

- Animal bite investigations and rabies surveillance program
- Camps, RV, and recreational parks program
- Food safety program
- Mosquito control program
- Nuisance complaint program
- Public pools and spas program
- Solid waste program
- Tattoo and body piercing program
- Water safety program (Well and Septic)

# 2024 Bureau of Environmental Health Services At-A-Glance



**231 Nuisance Complaints Investigated**

**2,295 Mosquitoes Submitted to ODH for Surveillance**



**219 Animal Bites Investigated**

**1,329 Food Safety Inspections Completed**



**123 Private Well Permits Issued**

**167 Home Sewage Treatment System Permits Issued**



## **Animal Bite and Rabies Prevention Program**

Rabies is a viral disease that can be prevented and primarily affects the central nervous system, often resulting in fatality. The transmission of this disease occurs from infected mammals to humans and other mammals. Health officials conduct investigations into all reported incidents of mammal bites and exposures to mitigate the risk of disease transmission to humans. Furthermore, they prepare and send suspected rabies specimens to the State laboratory for analysis.

According to OAC 3701-3-28: (A) If an individual is bitten by a dog or another non-human mammal, a report of the incident must be submitted to the health commissioner of the relevant district within twenty-four hours. This report can be made by any healthcare provider, a licensed Doctor of Veterinary Medicine who is aware of the incident, or the individual who was bitten. (B) Local health districts are mandated to provide annual reports to the Ohio Department of Health concerning non-human mammalian bites that occurred within their jurisdiction. This report, detailing incidents from the previous calendar year, must be submitted by March 1st.

The Tuscarawas County Health Department collaborates with the United States Department of Agriculture, Wildlife Services, and the Ohio Department of Health to collect animals for rabies surveillance. In Tuscarawas County, species of particular concern include raccoons, skunks, foxes, coyotes, and bats. Wildlife Services will conduct tests on other species as long as those animals have not been exposed to humans or domestic animals. However, any exposures involving humans or pets are tested by the Ohio Department of Health.

## **Camps, RV, and Recreational Parks Program**

The objective of this program is to mitigate the potential risk associated with the transmission of communicable diseases and injuries while ensuring that parks and camps are operated in accordance with relevant laws and regulations, particularly ORC 3729 and OAC 3701-26, through systematic inspections.

## **Food Safety Program**

The Food Safety Program plays a crucial role in safeguarding the community from foodborne illnesses that may arise due to violations of health codes and improper food handling practices. Its responsibilities encompass the inspection of various food service operations, including temporary food service setups, food vending machines, micro-markets, mobile food vendors, and retail food establishments. The frequency of inspections and the associated licensing fees are determined by the Risk Level Classification.

### **Things We Do:**

- License and inspect all food service operations and retail food establishments.
- Oversee temporary food service operations and retail food establishments.
- Review and approve plans for new and renovated food-related facilities.
- Investigate incidents of foodborne illnesses and reports of contaminated food.
- Address customer complaints.
- Examine reports of food-related violations.
- Inspect vending machines that dispense food products.

### **Types of Licenses We Issue:**

- Food Service License: This license is granted to establishments where food is prepared and served in individual portions. Typical examples include restaurants, cafeterias, and educational institutions.
- Retail Food Establishment License: This license is provided to facilities that engage in the sale of prepackaged food items or offer multiple servings of food products. Common examples encompass grocery stores, gas stations, and various pizza outlets.
- Temporary Food License: This license is designated for facilities that operate at events for a duration not exceeding five consecutive days.
- Mobile Food License: This license is issued to movable structures that are required to change locations at least once every forty days.
- Vending Machine License: This license is necessary for the sale of food items that require temperature control, such as frozen, refrigerated, or hot foods. Additionally, a license is required for food dispensed in open containers or cups, including beverages like coffee, soda, soup, or hot chocolate.

### **Mosquito Control Program**

The primary focus of the Tuscarawas County Health Department is to prepare for and implement preventive strategies aimed at mitigating the risks associated with the West Nile Virus (WNV) and other diseases transmitted by mosquitoes. The Department advocates for a comprehensive Integrated Pest Management (IPM) strategy to effectively reduce the public health risks posed by these mosquito-borne illnesses. This approach incorporates established mosquito control methods endorsed by the Centers for Disease Control and Prevention (CDC). The IPM framework encompasses a range of control strategies and assessment practices, which include:

- Public education;
- Personal responsibility;
- Source reduction;
- Surveillance and monitoring; and
- Chemical control (larvicide and adulticide).

### **Nuisance Complaint Program**

According to Ohio Revised Code 3707.01 and 3735, the Tuscarawas County Health Department is tasked with the investigation and remediation of public health nuisances within Tuscarawas County, excluding the city limits of New Philadelphia. The department frequently receives inquiries from vigilant residents regarding potential nuisances, which may encompass issues such as sewage, food safety, solid waste, tires, rodents, animal waste, and insects.

### **Public Pools and Spas Program**

Inspections are conducted to mitigate safety hazards, decrease the potential risk of disease transmission, and ensure that water quality adheres to the regulations specified in Chapter 3749 of the Ohio Revised Code and Chapter 3701-31 of the Ohio Administrative Code.

## **Solid Waste Program**

The Tuscarawas County Health Department Solid Waste Program operates under the jurisdiction of the Ohio Administrative Code 3745, overseeing the transportation, collection, storage, and disposal of solid waste, as well as construction and demolition debris. This regulation aims to safeguard public health and welfare while preventing unsanitary conditions and nuisances.

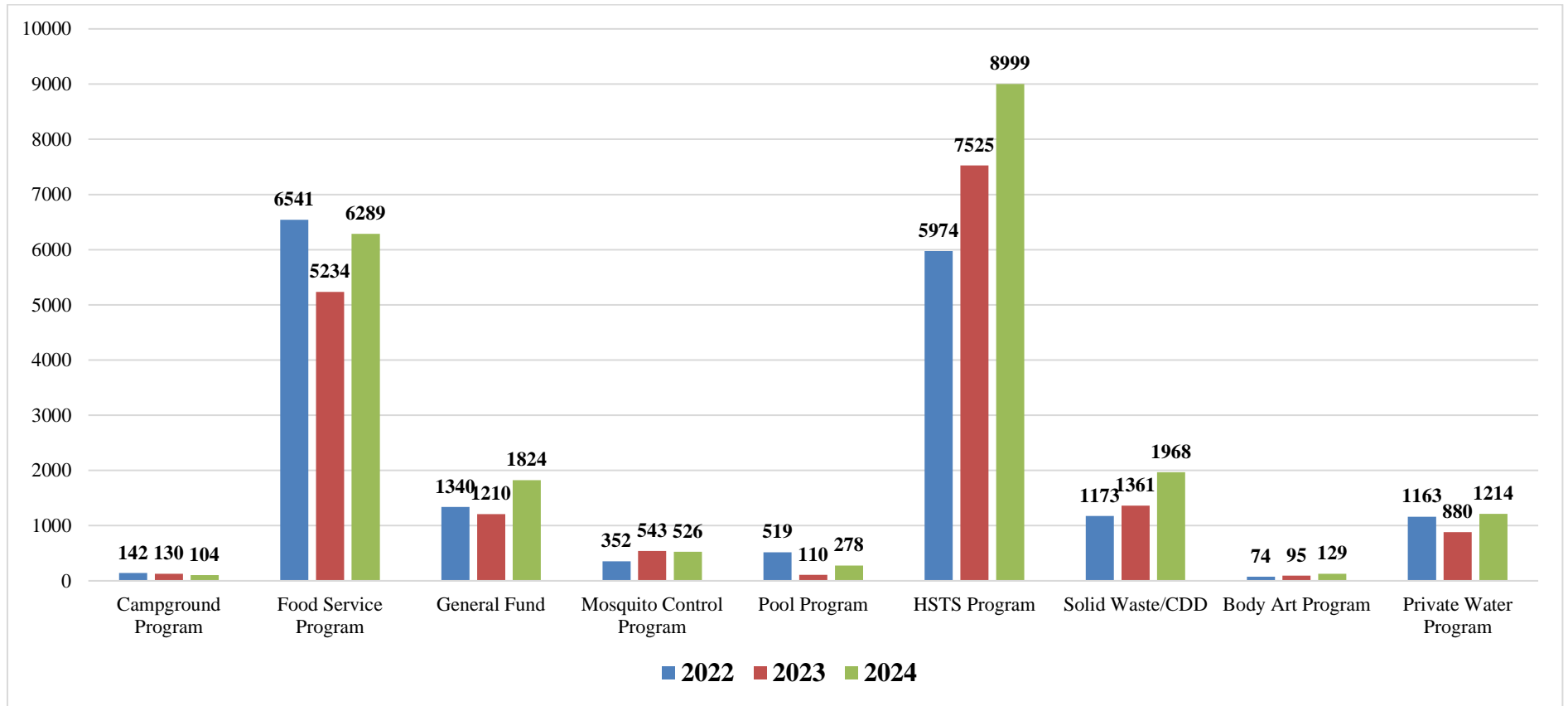
## **Tattoo and Body Piercing Program (Body Art)**

The transmission of germs from one individual to another can occur with relative ease, particularly during the process of tattooing or piercing. In Tuscarawas County, the Body Art Program is responsible for inspecting and licensing body art establishments, as well as overseeing the practices of body artists, all in accordance with Chapter 3701-9 of the Ohio Administrative Code. Additionally, the program provides support to new entrepreneurs in establishing their body art businesses, ensuring compliance with essential standards.

## **Water Safety Program (Well and Septic)**

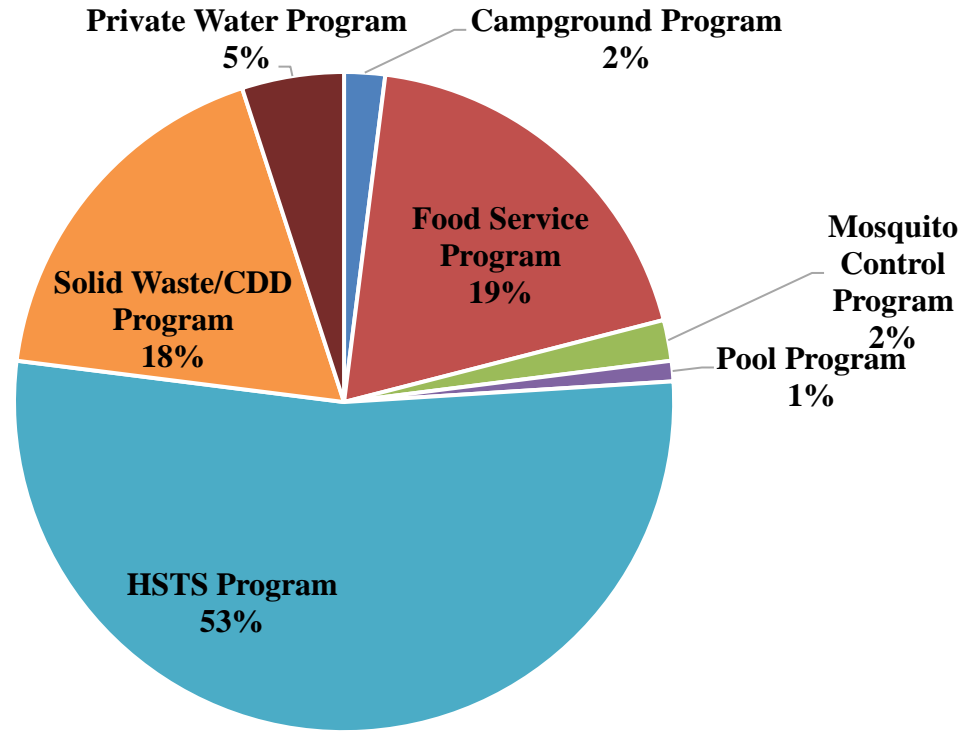
The Health Department is responsible for collecting samples and inspecting private well systems. Furthermore, the Department issues permits for well drilling and conducts inspections of completed wells. It is mandatory to obtain permits before the installation of any new on-site sewage systems on private properties. Additionally, permits are necessary for the repair, modification, or abandonment of existing systems. The staff evaluates designs, inspects, and grants permits for both new and replacement systems. Moreover, they investigate and enforce code requirements in response to nuisance complaints related to malfunctioning systems. The primary objective of this program is to prevent diseases that may arise from raw sewage contaminating our environment and drinking water.

## Staff Working Time in Environmental Health Services Programs by Year



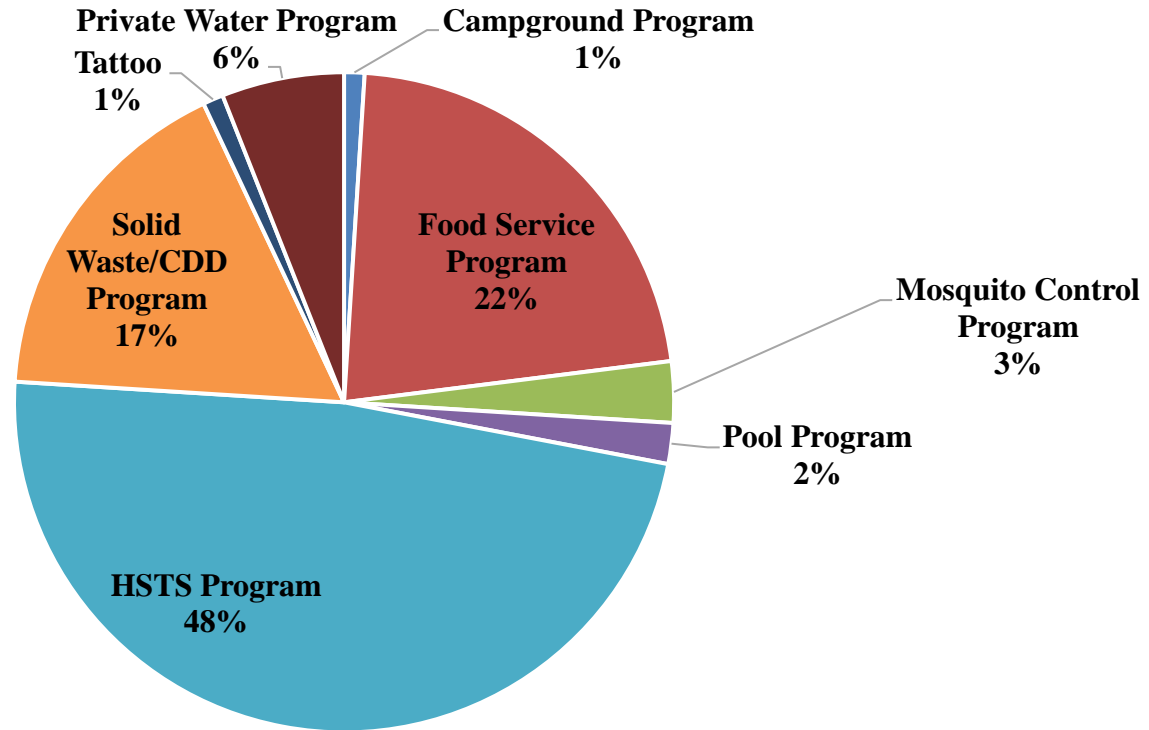
| Program                                     | 2024 Hours Worked               | % of Hours Worked (change from 2023) |
|---|---------------------------------|--------------------------------------|
| Campground Program                          | 104                             | 1% (0%)                              |
| Food Service Program                        | 6,289                           | 30% (-1%)                            |
| General Fund                                | 1,824                           | 9% (+2%)                             |
| Mosquito Control Program                    | 526                             | 3% (-1%)                             |
| Pools and Spas Program                      | 278                             | 2% (+1%)                             |
| Home Sewage Treatment System (HSTS) Program | 8,999                           | 43% (-1%)                            |
| Solid Waste and CDD Program                 | 1,968                           | 10% (+2%)                            |
| Tattoo and Body Piercing Program            | 129                             | Less than 1 % (0%)                   |
| Private Water Program                       | 1,214                           | 6% (0%)                              |
| <b>Total</b>                                | <b>21,221 (11.39 FTE) +2.27</b> |                                      |

## 2024 Environmental Health Services Program Revenue



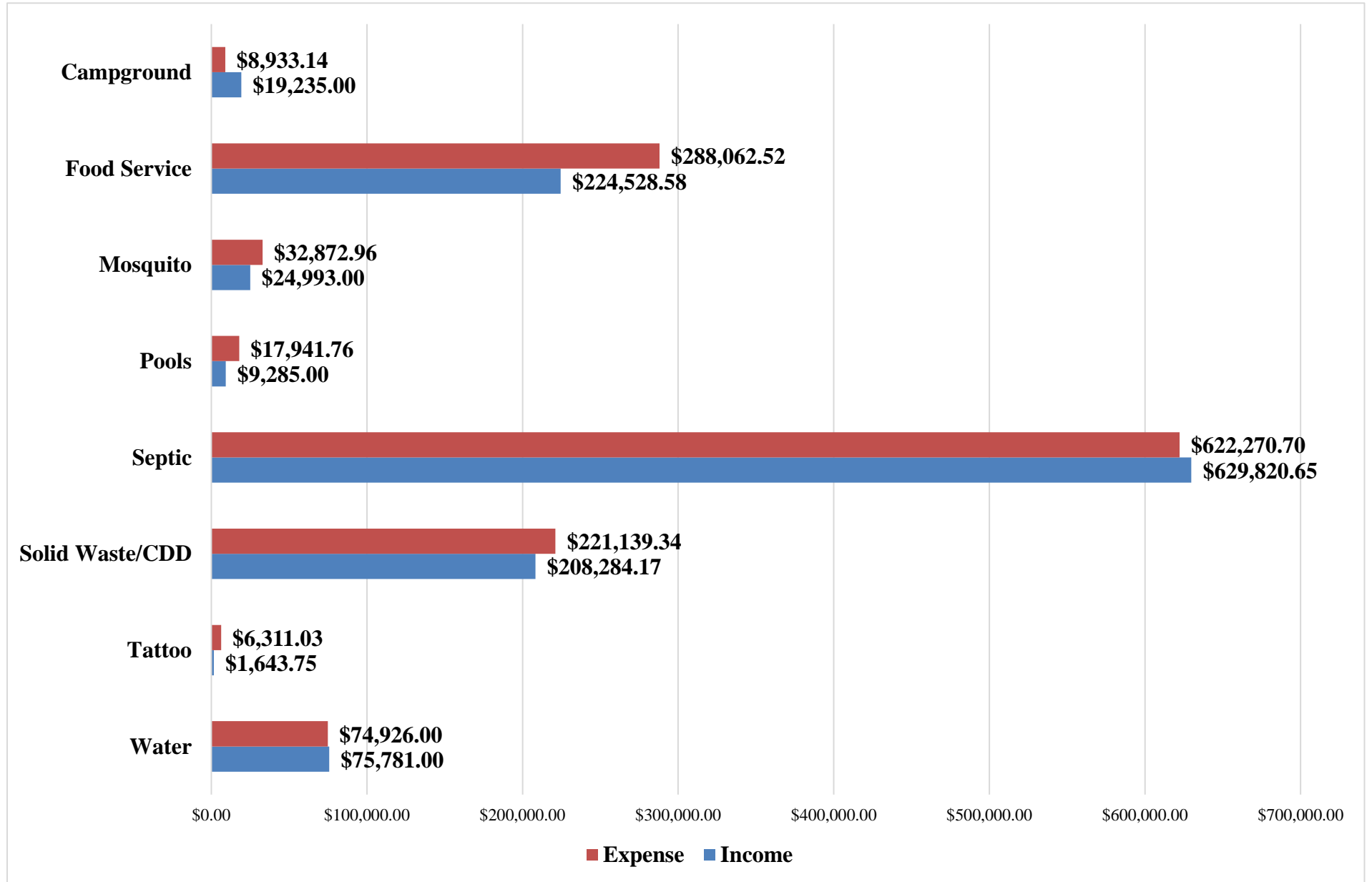
| Program                              | Income                | % of All EHS Income | Change from 2023    |
|--------------------------------------|-----------------------|---------------------|---------------------|
| Campground Program                   | \$19,235.00           | 2%                  | +\$215.00           |
| Food Service Program                 | \$224,528.58          | 19%                 | +\$20,889.08        |
| Mosquito Control Program             | \$24,993.00           | 2%                  | +\$73.00            |
| Pools and Spas Program               | \$9,285.00            | 1%                  | +\$826.22           |
| Home Sewage Treatment (HSTS) Program | \$629,820.65          | 53%                 | +\$122,324.63       |
| Solid Waste and CDD Program          | \$208,284.17          | 18%                 | -\$52,862.21        |
| Tattoo and Body Piercing Program     | \$1,643.75            | 0%                  | +256.25             |
| Private Water Program                | \$75,781.00           | 5%                  | -\$2,678.67         |
| <b>Total</b>                         | <b>\$1,193,571.15</b> | <b>100%</b>         | <b>+\$89,043.30</b> |

## 2024 Environmental Health Services Program Expenses



| Program                          | Expense               | % of All EHS Expenses | Change from 2023     |
|----------------------------------|-----------------------|-----------------------|----------------------|
| Campground Program               | \$8,933.14            | 1%                    | -\$243.45            |
| Food Service Program             | \$288,062.52          | 22%                   | +\$57,251.45         |
| Mosquito Program                 | \$32,872.96           | 3%                    | +\$3,495.46          |
| Pools and Spas Program           | \$17,941.76           | 2%                    | +\$2,850.81          |
| Septic Program                   | \$622,270.70          | 48%                   | +\$94,136.26         |
| Solid Waste and CDD Program      | \$221,139.34          | 17%                   | -\$26,579.33         |
| Tattoo and Body Piercing Program | \$6,311.03            | 1%                    | +\$814.90            |
| Water Program                    | \$74,926.00           | 6%                    | -\$19,749.11         |
| <b>Total</b>                     | <b>\$1,272,457.45</b> | <b>100%</b>           | <b>+\$719,976.99</b> |

## 2024 Income vs. Expenses by Environmental Health Service



## 2024 Financial Percent Comparison by Program

| Program                        | % of All Revenue (change from 2023) | % of All Expenses (change from 2023) | % of All Time Spent (change from 2023) |
|--------------------------------|-------------------------------------|--------------------------------------|--|
| Campground Program             | 2% (0%)                             | 1% (0%)                              | 1% (0%)                                |
| Food Service Program           | 19% (+1%)                           | 22% (+3%)                            | 30% (-1%)                              |
| Mosquito Program               | 2% (0%)                             | 3% (+1%)                             | 3% (-1%)                               |
| Pools and Spas Program         | 1% (0%)                             | 2% (+1%)                             | 2% (+1%)                               |
| Septic Program                 | 53% (+7%)                           | 48% (+1%)                            | 43% (-1%)                              |
| Solid Waste and CDD Program    | 18% (-6%)                           | 17% (-4%)                            | 10% (+2%)                              |
| Tattoo & Body Piercing Program | 0% (0%)                             | 1% (0%)                              | Less than 1% (0%)                      |
| Water Program                  | 5% (-2%)                            | 6% (-2%)                             | 6% (0%)                                |

## 2024 Environmental Health Services Data

### Food Safety Program

|                       | Licenses/Permits Issued | Inspections Completed | Critical Violations | Plan Reviews | Complaint Investigations | Enforcement Actions |
|-----------------------|-------------------------|-----------------------|---------------------|--------------|--------------------------|---------------------|
| <b>Retail Food</b>    | 140 (+8)                | 364 (+116)            | 163 (-32)           | 21 (+8)      | 33 (+20)                 | 16 (+13)            |
| <b>Food Service</b>   | 272 (-10)               | 767 (+136)            | 639 (+60)           | 30 (+9)      | 38 (-1)                  | 30 (+30)            |
| <b>Temporary Food</b> | 89 (+43)                | 95 (+47)              | 28 (+17)            |              | 0 (0)                    | 0 (0)               |
| <b>Vending</b>        | 47 (-4)                 | 23 (-19)              | 1 (+1)              | 1 (+1)       | 0 (0)                    | 0 (0)               |
| <b>Mobile</b>         | 52 (+2)                 | 80 (+19)              | 22 (+9)             | 15 (+2)      | 2 (0)                    | 0 (0)               |

### Water Safety Program (Well and Septic)

|   | Licenses/Permits Issued | Applications Approved | Final Inspections Completed | Nuisance Investigations | Enforcement Actions |
|---|-------------------------|-----------------------|-----------------------------|-------------------------|---------------------|
| <b>New Construction Home Sewage Treatment System (HSTS)</b> | 85 (+7)                 | 72 (-11)              | 85 (+16)                    | 0 (0)                   | 1 (+1)              |
| <b>Replacement Home Sewage Treatment System (HSTS)</b>      | 82 (-3)                 | 88 (+16)              | 84 (+16)                    | 34 (-4)                 | 26 (+23)            |
| <b>Private Water System</b>                                 | 123 (-28)               | 123 (-28)             | 74 (-31)                    | 1 (+1)                  | 3 (+3)              |

**Public Pool and Spa Program**

|                        | Licenses/Permits Issued | Inspections Completed | Critical Violations | Complaint Investigations | Enforcement Actions |
|------------------------|-------------------------|-----------------------|---------------------|--------------------------|---------------------|
| <b>Pool and/or Spa</b> | 28 (0)                  | 155 (+21)             | 20 (+17)            | 3 (+3)                   | 0 (-1)              |

**Campground Program**

|                    | Licenses/Permits Issued | Inspections Completed | Critical Violations | Complaint Investigations | Enforcement Actions |
|--------------------|-------------------------|-----------------------|---------------------|--------------------------|---------------------|
| <b>Campgrounds</b> | 9 (0)                   | 18 (+1)               | 0 (0)               | 0 (0)                    | 0 (0)               |

**Tattoo and Body Piercing Program**

|                                    | Licenses/Permits Issued | Inspections Completed | Critical Violations | Complaint Investigations | Enforcement Actions |
|------------------------------------|-------------------------|-----------------------|---------------------|--------------------------|---------------------|
| <b>Tattoo and/or Body Piercing</b> | 14 (-2)                 | 29 (+15)              | 0 (0)               | 1 (+1)                   | 0 (0)               |

**Solid Waste**

|                    | Licenses/Permits Issued | Inspections Completed | Critical Violations | Complaint Investigations | Enforcement Action |
|--------------------|-------------------------|-----------------------|---------------------|--------------------------|--------------------|
| <b>Solid Waste</b> | 9 (-3)                  | 99 (-150)             | 0 (0)               | 51 (+14)                 | 70 (+59)           |

**Animal Bite and Rabies Surveillance Program**

|  |           |
|--|-----------|
| <b>Animal Bites Investigated</b>           | 219 (+46) |
| <b>Animal Specimens Sent for Testing</b>   | 9 (-8)    |
| <b>Animals Testing Positive for Rabies</b> | 0 (0)     |
| <b>Enforcement Actions</b>                 | 148 (+29) |

**Nuisance Complaint Program**

|                                     |           |
|-------------------------------------|-----------|
| <b>Nuisance Complaints Received</b> | 231 (+76) |
|-------------------------------------|-----------|

**Mosquito Control Program**

|   |                |
|---|----------------|
| <b>Mosquitos Collected for ODH Surveillance</b> | 2,295 (-5,780) |
|---|----------------|

|  |        |
|--|--------|
| <b>West Nile Positive Pools Identified</b> | 8 (+3) |
|--|--------|

## Environmental Services and Inspections 2022-2024

