



Public Health
Prevent. Promote. Protect.

**Tuscarawas County
Health Department**

2023 County Health Rankings & Roadmaps Report for Tuscarawas County 03/29/2023

Introduction

Each year health professionals anticipate the release of the Annual County Health Rankings & Roadmaps Report. This annual report provides relevant data that enables community leaders to make educated decisions and develop evidence-based programming to improve the overall health of their community.

Background


The County Health Rankings & Roadmaps program is a collaboration between the Robert Wood Johnson Foundation and the University of Wisconsin Population Health Institute. The annual County Health Rankings measure vital health factors including high school graduation rates, obesity, smoking, unemployment, access to healthy foods, the quality of air and water, income inequality, and teen births in nearly every county in America. The Annual Rankings provide a revealing snapshot of how health is influenced by where we live, learn, work, and play.



Health Outcomes & Health Factors

The two overarching categories in the annual report are health outcomes and health factors. The health outcomes category focuses on length and quality of life and factors in data from premature death, or years of potential life lost before age 75, self-reported health status, and percent of low-birth-weight newborns. Health outcomes measure how long people live and how healthy people feel. The 5-year average ranking for health outcomes for Tuscarawas County is 26.2. In 2023, Tuscarawas County ranked 30 out of 88 Counties in Ohio. This is an improvement from 2022 but the second worst ranking Tuscarawas County has seen in the last 5 years.

The health factors category includes data and information on health behaviors, clinical care, social and economic factors, and physical environment. Health factors represent the focus areas that drive how long and how well we live. The 5-year average health factor ranking for Tuscarawas County is 44.8. The 2023 ranking of 46 is a decrease of 4 spots from 2022.

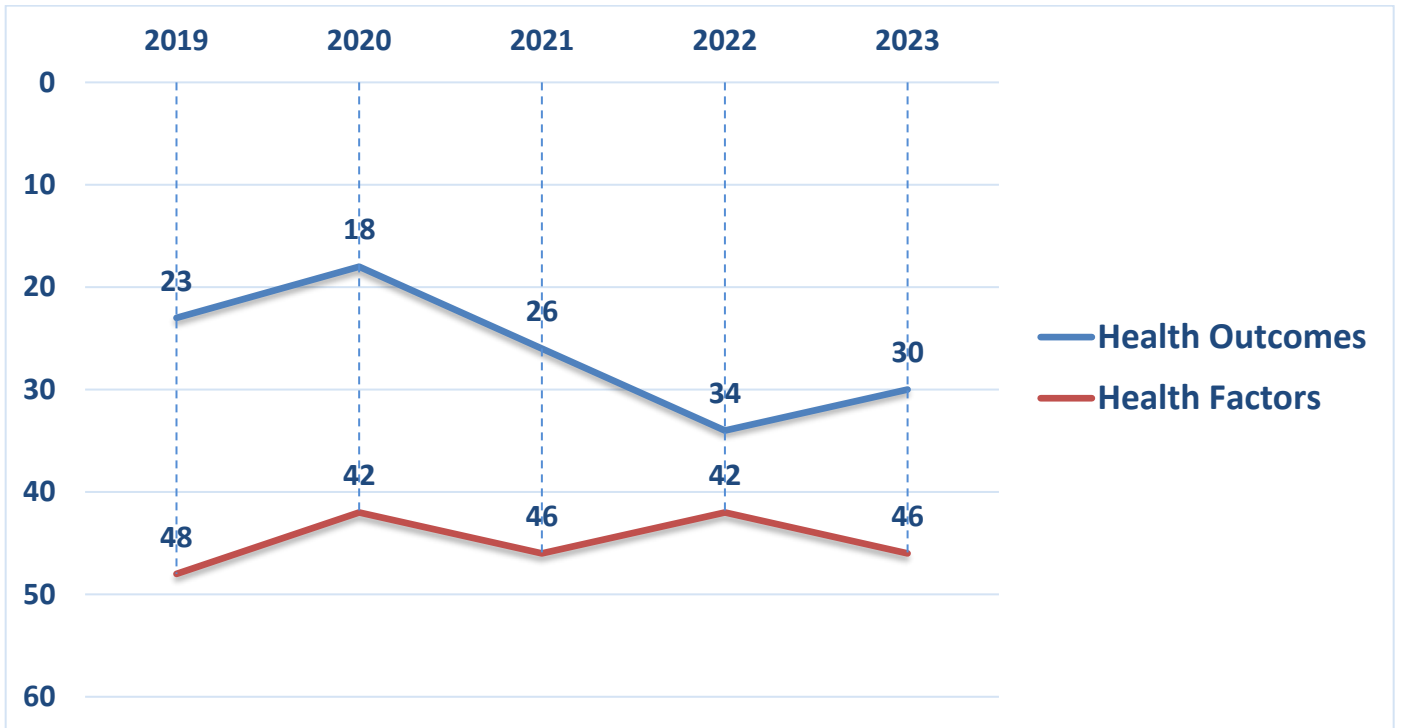
A five-year snapshot of trends for overall health outcomes and health factors in Tuscarawas County can be seen in the following table:

 897 E. Iron Ave.
Dover, OH 44622

 (330) 343-5555
 (330) 343-1601

 www.tchdnow.org
 director@tchdnow.org





Below is a list of 2019-2022 County Health Rankings results in which Tuscarawas County is ranked, per measure, out of 88 counties in Ohio:

	2023	2022	2021	2020	2019
Health Outcomes Overall Rank	30	34	26	18	23
Length of Life	29	29	23	15	14
Quality of Life	31	43	28	29	35
Health Factors Overall Rank	46	42	46	42	48
Health Behaviors	52	43	49	24	49
Clinical Care	79	71	64	68	73
Social & Economic Factors	34	34	39	42	42
Physical Environment	41	25	48	22	24

The life expectancy in Tuscarawas County is 76.6.

Health Behaviors in Tuscarawas County – 52/88

In 2023, 26% of adults in Tuscarawas County were identified as smokers, compared to 20% for the State of Ohio as a whole. 36% of Tuscarawas County adult residents are currently classified as obese, compared to 36% for the State of Ohio. 37% of driving deaths in Tuscarawas County are alcohol related, compared to 33% for the State of Ohio. However, there has been no significant change to local trends for this data. Sexually transmitted infections continue to be a concern in Tuscarawas County with local trends worsening. The 2023 reported a sexually transmission infection rate in Tuscarawas of 278.3 persons infected for every 100,000 people. This rate is based on the number of newly diagnosed chlamydia cases.

Clinical Care in Tuscarawas County –Rank 79/88

In 2023, Tuscarawas County ranked the worst in clinical care at 79 out of 88 Counties in Ohio, which has consistently been the worst ranked category for Tuscarawas in recent years. 11% of the population in Tuscarawas County remained uninsured. The long-term trend is getting better for this measure; however, in recent years the local trend has gotten worse. See the chart below for provider information per every resident.

	Primary Care Physicians	Dentists	Mental Health Providers
2023	2,700:1	2,310:1	540:1

The local trend for flu vaccination is improving, and it is estimated that 42% of the local population receives an annual flu vaccine.

Social and Economic Factors of Tuscarawas County –34/88

Social and economic factors vary depending on where we live and by our racial/ethnic background. The unemployment rate in Tuscarawas County for 2023 was reported to be 4.6%, compared to 5.1% for the State of Ohio. There are no significant local trend changes. It is estimated that 16% of children in Tuscarawas County live in poverty compared to 18% for the State of Ohio. There are no significant long term trend changes identified.

Physical Environment in Tuscarawas County – 41/88

11% of residents reported severe housing problems which included one of the following: overcrowding, high costs, or lack of kitchen or plumbing facilities; compared to 13% in the State of Ohio. The local trend is improving for air pollution particulate matter which is currently at 9.4 for Tuscarawas County and the State of Ohio. This is the average daily density of fine particulate matter in micrograms per cubic meter. 80% of residents in Tuscarawas County have access to broadband, compared to 86% of Ohio residents. 10% of Tuscarawas County residents have a severe housing cost burden meaning that they spent 50% or more of their household income on housing.

Highest and Lowest Ranked Counties in Ohio

Health Outcomes		Health Factors	
Highest Ranked	Lowest Ranked	Highest Ranked	Lowest Ranked
1. Delaware	84. Meigs	1. Delaware	84. Pike
2. Warren	85. Vinton	2. Union	85. Vinton
3. Putnam	86. Gallia	3. Warren	86. Meigs
4. Geauga	87. Pike	4. Medina	87. Scioto
5. Medina	88. Scioto	5. Putnam	88. Adams

Conclusion

Tuscarawas County continues to rank in the higher middle range of counties in Ohio for health outcomes but has dropped to the lower middle range for health factors. All counties can take action to improve, no matter where they rank. It is not a race to the top, and progress toward better health and change takes time – usually incrementally. The most important thing is to take action, which is already being done in collaborative efforts through coalitions, such as Healthy Tusc, that regularly monitor local health data through the community health assessment and implements needed programming through the community health improvement plan. Through the coordinated efforts of many agencies and organizations, the health and wellbeing of Tuscarawas County residents is continuing to improve. For more information on the County health rankings or to compare counties in Ohio, please visit www.countyhealthrankings.org.