

Tuscarawas County Health Department



Environmental Health 2022 Annual Report

Released February 8, 2023



Public Health
Prevent. Promote. Protect.

Tuscarawas County Health Department

Table of Contents

Bureau of Environmental Health Services Overview	2
Complete List of Programs in the Bureau of Environmental Health Services	2
2022 Tuscarawas County Health Department	3
Camps, RV, and Recreational Parks Program	4
Food Safety Program	4
Things We Do	5
Types of Licenses We Issue	5
Mosquito Control Program	5
Nuisance Complaint Program	6
Public Pools and Spas Program	6
Solid Waste Program	6
Tattoo and Body Piercing Program	6
Water Safety Program (Well and Septic)	7
2022 vs 2021 Staff Time in Environmental Health Services Programs	13
2022 Environmental Health Services Program Expenses	15
2022 Income vs. Expenses by Environmental Health Service	16
2022 Percent Comparison by Program	17
2022 Environmental Health Services Enforcement Data	17
Environmental Services and Inspections 2020-2022	20

Environmental health is the branch of public health that focuses on the relationships between people and their environment; promotes human health and well-being; and fosters healthy and safe communities. Environmental health is a key part of any comprehensive public health system. The field works to advance policies and programs to reduce chemical and other environmental exposures in air, water, soil and food to protect people and provide communities with healthier environments.

Bureau of Environmental Health Services Overview

The Tuscarawas County Health Department (TCHD) Bureau of Environmental Health Services promotes public health by conducting environmental health inspections and related activities for settings such as restaurants, and other food establishments, campgrounds and RV parks, public pools and spas, drinking water, septic systems, tattoo and body piercing establishments and solid waste facilities. The Bureau enforces the Ohio Revised Code, Ohio Administrative Code and internal TCHD Codes. Staff conducts inspections, documents deficiencies and violations, recommends improvements or mandates corrections, and reviews and approves operation designs. Staff also conducts investigations related to complaints and outbreaks and responds to public health nuisances, hazards and emergencies.

Complete List of Programs in the Bureau of Environmental Health Services

- Animal bite investigations and rabies surveillance program
- Camps, RV, and recreational parks program
- Food safety program
- Mosquito control program
- Nuisance complaint program
- Public pools and spas program
- Solid waste program
- Tattoo and body piercing program
- Water safety program (Well and Septic)

2022 Tuscarawas County Health Department Bureau of Environmental Health Services At-A-Glance

- **Over 28 tons:** Scrap tires collected
- **17,278 hours:** Spent by staff on Environmental Health Services
- **4,402:** Mosquitoes collected and submitted for surveillance
- **1,595:** Total Environmental Health Service inspections completed
- **897:** Food safety inspections completed
- **177:** Home sewage treatment system (septic) permits issued
- **130:** Nuisance complaints investigated
- **170:** Animal bites investigated
- **89:** Public pool/spa inspections completed



Public Health
Prevent. Promote. Protect.

**Tuscarawas County
Health Department**

Animal Bite and Rabies Prevention Program

Rabies is a preventable viral disease that attacks the central nervous system and typically leads to death. The disease is transmitted from the infected mammal to humans and other mammals. Staff investigates all reported mammal bites and exposures to prevent the spread of disease to humans. In addition, staff prepares and ships suspected rapid specimens to the State laboratory for testing.

OAC 3701-3-28: (A) Whenever an individual is bitten by a dog or other non-human mammal, report of such bite shall be made within twenty-four hours to the health commissioner of the district in which such bite occurred. The report herein required shall be made by any health care provider, or by any licensed Doctor of Veterinary Medicine with knowledge of the bite, or by the individual bitten.

(B) Local health districts are required to submit information regarding non-human mammalian bites occurring in their district to the Ohio department of health annually. This report for non-human mammalian bites occurring in the previous calendar year shall be submitted by March first.

The Tuscarawas County Health Department partners with the United States Department of Agriculture, Wildlife Services, and the Ohio Department of Health to collect animals for rabies surveillance. Species of concern in Tuscarawas County includes raccoon, skunk, fox, coyote, and bats.

Wildlife Services will test other species as long as the animal was not exposed to people or domestic animal (pets and livestock). However, human and pet exposures are tested by the Ohio Department of Health.

Camps, RV, and Recreational Parks Program

The goal of this program is to reduce potential risk for the spread of communicable disease(s), as well as prevent injuries, and assure that parks and camps are maintained in compliance with laws and rules, specifically ORC 3729 and OAC 3701-26, through appropriate inspections.

Food Safety Program

The Food Safety Program is primarily responsible to protect the community against foodborne illnesses resulting from health code violations and improper handling of food. It is responsible for inspections of food service operations, temporary food service operations, food vending machines, micro-markets, mobile food operations, and retail food establishments. Inspection frequency and license fees are based on the Risk Level Classification.



Things We Do

- License and inspect all food service operations and retail food establishments
- Temporary food service operations and retail food establishments
- Approve plans for all new and renovated food-related facilities
- Investigate foodborne illness and reports of contaminated food
- Investigate customer complaints
- Investigate reports of food related violations
- Inspect vending machines that dispense food products

Types of Licenses We Issue

- **Food Service License:** Issued to a location or area where food is prepared and served in individual portions. Examples include restaurants, cafeterias, and schools
- **Retail Food Establishment License:** Issued to a facility that sells prepackaged food items or sells multiple servings of food products. Examples include grocery stores, gas stations, and most pizza shops
- **Temporary Food License:** Issued to a facility that is operated at an event for no more than five consecutive days
- **Mobile Food License:** Issued to a moveable structure which must change locations at least once every 40 (forty) days
- **Vending Machine License:** Issued if you sell food that requires temperature control (frozen, refrigerated, or hot food). A license is also required if the food is dispensed in an open container or cup, such as coffee, soda, soup, or hot chocolate.

Mosquito Control Program

The Tuscarawas County Health Department's immediate priority is to prepare for, and take preventive measures, to reduce the potential of the West Nile Virus (WNV) and other mosquito-borne diseases. The Department emphasizes a coordinated Integrated Pest Management (IPM) approach to minimize the public health threat from mosquito-borne diseases by utilizing proven sound mosquito control techniques recommended by the Centers of Disease Control and Prevention (CDC). IPM utilizes a variety of control techniques and evaluation procedures that includes the following:

- Public education;
- Personal responsibility;
- Source reduction;
- Surveillance and monitoring; and
- Chemical control (larvicide and adulticide).



The prevention of any mosquito-borne disease is most efficiently accomplished by the residents knowing how to recognize potential mosquito breeding sites on their property and taking appropriate actions to eliminate these breeding sites. A \$24,900 mosquito control grant from the Ohio Environmental Protection Agency funded most of the Bureau's mosquito control services (including two scrap tire collection events).



Nuisance Complaint Program

Per Ohio Revised Code 3707.01 and 3735, the Tuscarawas County Health Department is responsible for investigating and abating any public health nuisances in Tuscarawas County outside the city limits of New Philadelphia. TCHD receives many calls from concerned citizens about suspected nuisances which can include sewage, food, solid waste, tires, rodents, animal manure, and insects.

Public Pools and Spas Program

Inspected to minimize safety hazards, reduce potential risk for disease transmission and assure that waters are in compliance with ordinances as outlined in Chapter 3749 of the Ohio Revised Code and Chapter 3701-31 of the Ohio Administrative Code.

Solid Waste Program

Under the authority of the Ohio Administrative Code 3745, the Tuscarawas County Health Department Solid Waste Program regulates the transportation, collection, storage and disposal of solid wastes, construction, and demolition debris in order to protect public health, welfare and to prevent unsanitary conditions and nuisances.

Tattoo and Body Piercing Program

Germs can easily be spread from person to person, especially when you are getting a tattoo or piercing. The Body Art Program inspects and licenses body art facilities in Tuscarawas County and regulates the operations of the body artists in order to protect their customers and the general public, according to Chapter 3701-9 of the Ohio Administrative Code. The program also assists new business owners in planning their body art operation to ensure that they meet necessary standards.

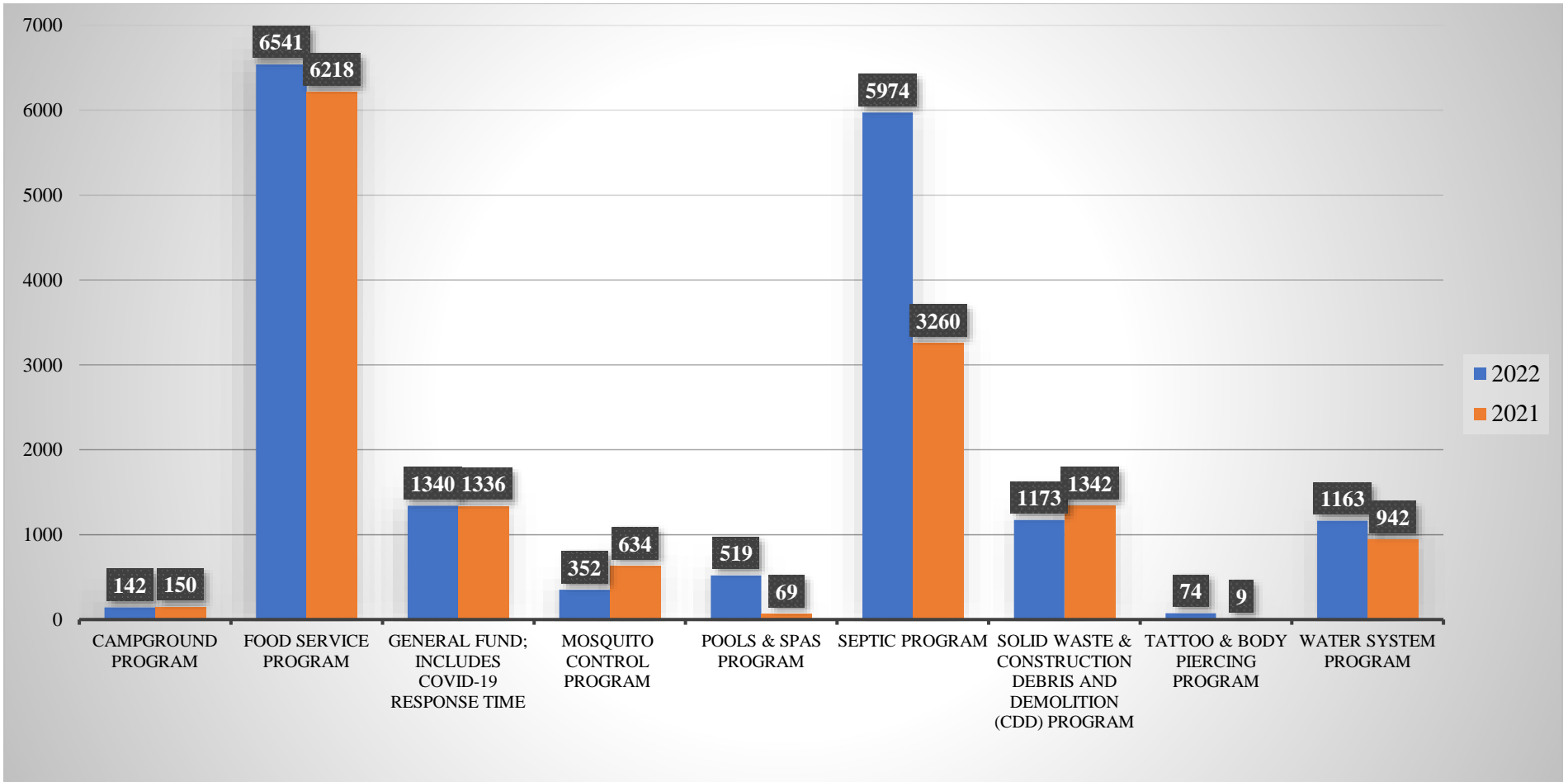
Water Safety Program (Well and Septic)

The Health Department collects samples and conducts inspections of private well systems. Additionally, the Department approves well drilling permits and conducts completed well inspections. Permits are required before installing a new on-site sewage system on all private properties. In addition, permits must be obtained to repair, modify, or abandon systems. Staff reviews designs, inspects, and permits new and replacement systems. In addition, staff investigates and enforces code requirements when nuisance complaints are reported in regard to failing systems. The goal of the program is to prevent disease caused by raw sewage contaminating the environment we live in and the water we drink.



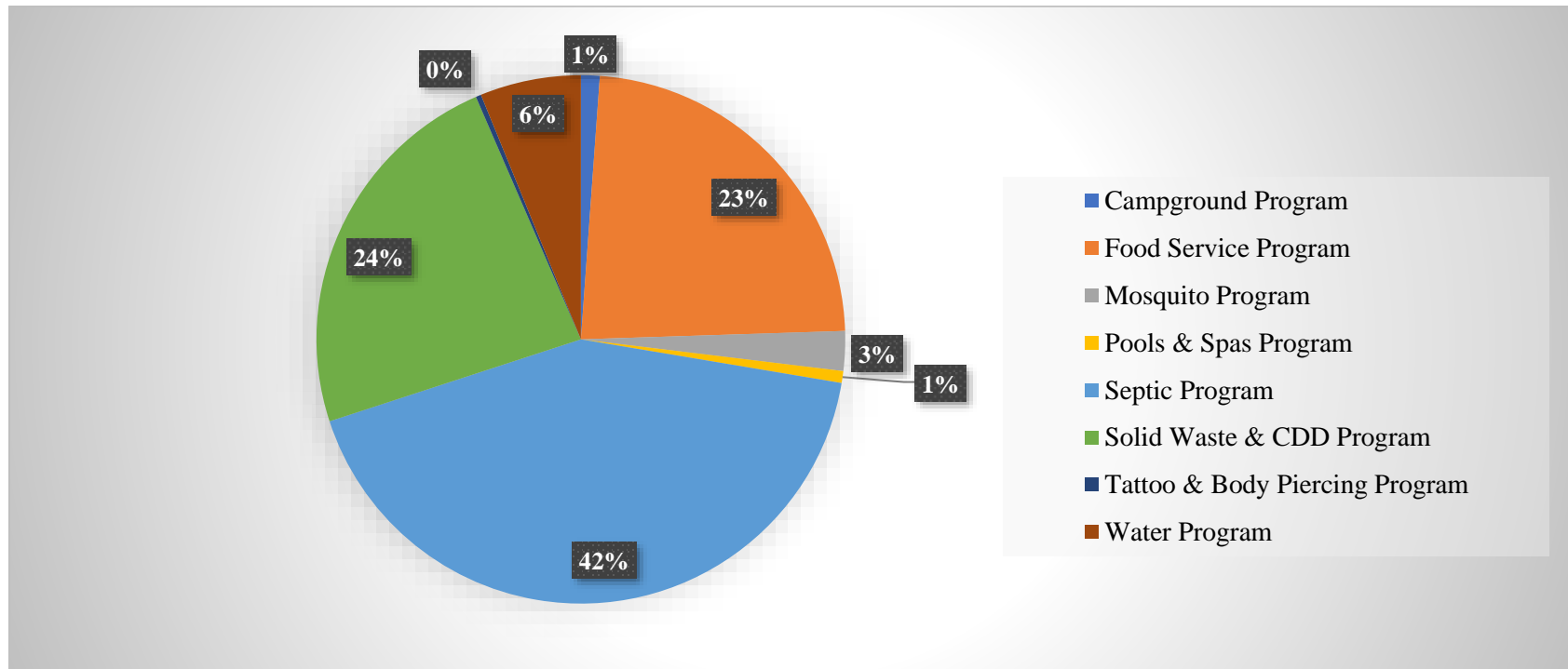
2022 vs 2021 Staff Time in Environmental Health Services Programs

Excludes vacation, sick, personal, and holiday time



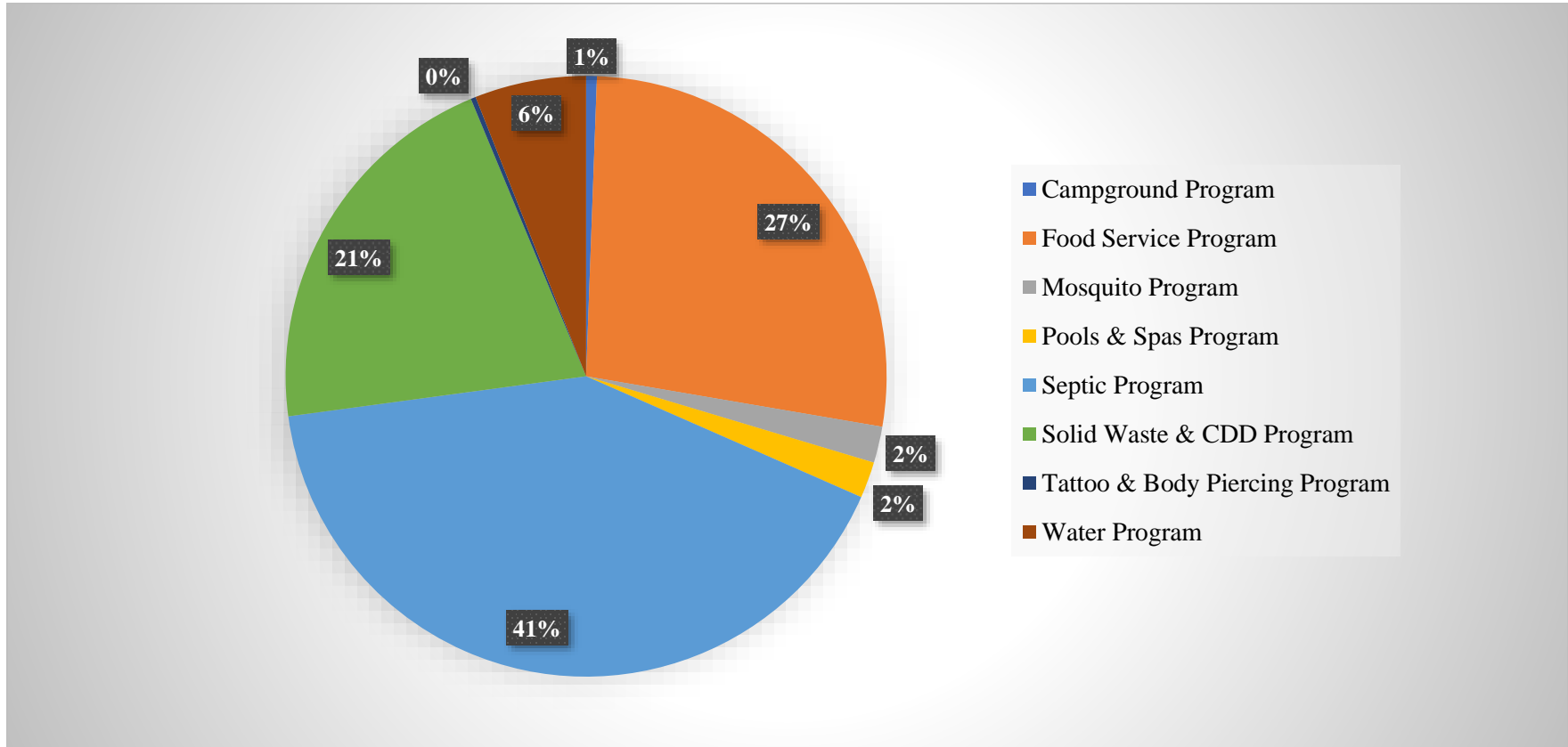
Program	2022 Hours Worked	% of Hours Worked (change from 2021)
Campground Program	142	1% (0%)
Food Service Program	6,541	38% (-7%)
General Fund	1,340	8% (-2%)
Mosquito Control Program	352	2% (-2%)
Pools and Spas Program	519	3% (+2%)
Septic Program	5,974	35% (+12%)
Solid Waste and Construction Debris & Demolition (CDD) Program	1,173	7% (-3%)
Tattoo and Body Piercing Program	74	Less than 1 % (0%)
Water Program	1,163	7% (0%)

2022 Environmental Health Services Program Revenue



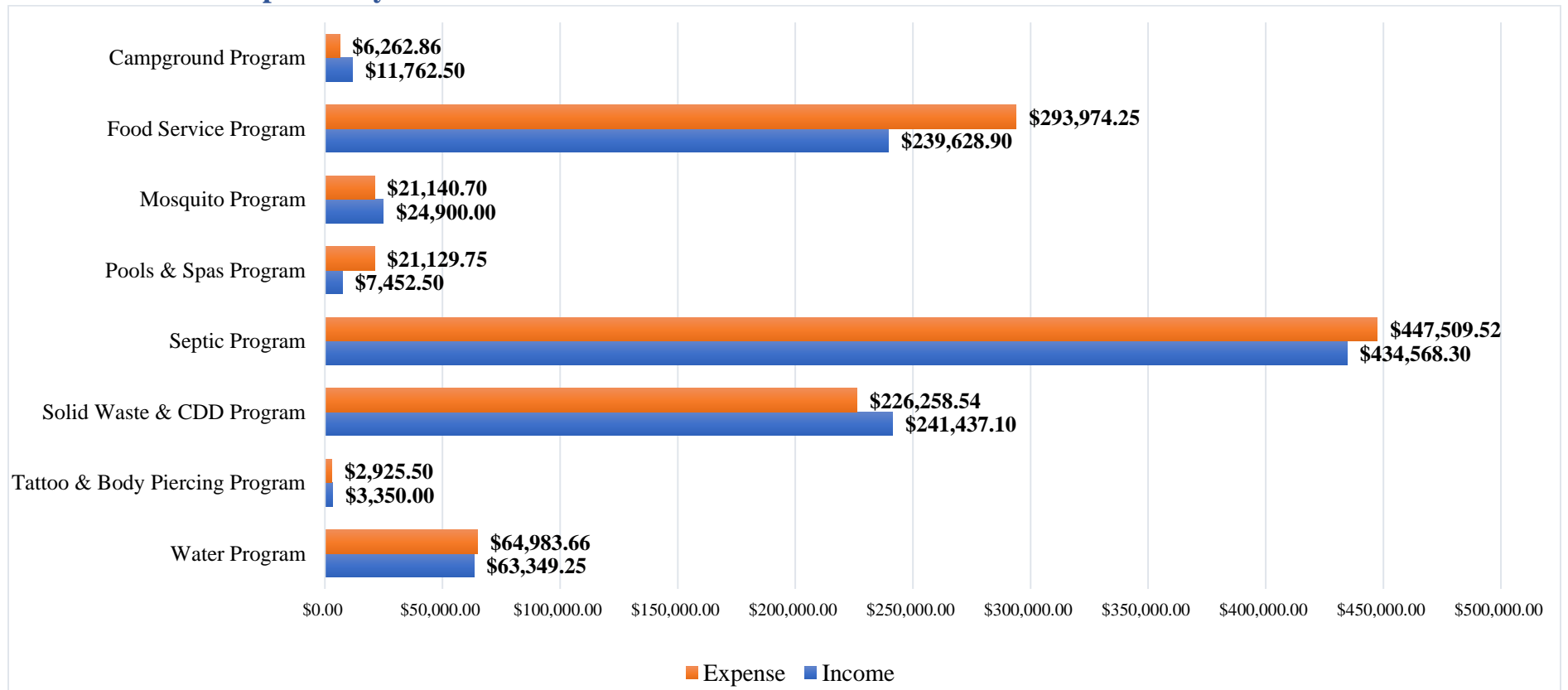
Program	Income	% of All EHS Income
Campground Program	\$11,762.50	1%
Food Service Program	\$239,628.90	23%
Mosquito Program	\$24,900	3%
Pools and Spas Program	\$7,452.50	1%
Septic Program	\$434,568.30	42%
Solid Waste and Construction Debris & Demolition (CDD) Program	\$241,437.10	24%
Tattoo and Body Piercing Program	\$3,350.00	0%
Water Program	\$63,349.25	6%

2022 Environmental Health Services Program Expenses



Program	Expense	% of All EHS Expenses
Campground Program	\$6,262.86	1%
Food Service Program	\$293,974.25	27%
Mosquito Program	\$21,140.70	2%
Pools and Spas Program	\$21,129.75	2%
Septic Program	\$447,509.52	41%
Solid Waste and Construction Debris & Demolition (CDD) Program	\$226,258.54	21%
Tattoo and Body Piercing Program	\$2,925.50	0%
Water Program	\$64,983.66	6%

2022 Income vs. Expenses by Environmental Health Service



2022 Percent Comparison by Program

Program	% of All Revenue (change from 2021)	% of All Expenses (change from 2021)	% of All Time Spent (change from 2021)
Campground Program	1% (0%)	1% (0%)	1% (0%)
Food Service Program	23% (-1%)	27% (-8%)	38% (-7%)
Mosquito Program	3% (-1%)	2% (-3%)	2% (-2%)
Pools and Spas Program	1% (0%)	2% (+1%)	3% (+2%)
Septic Program	42% (+13%)	41% (+19%)	35% (+12%)
Solid Waste and Construction Debris & Demolition (CDD) Program	24% (-10%)	21% (+9%)	7% (-3%)
Tattoo & Body Piercing Program	0% (0%)	0% (0%)	Less than 1% (0%)
Water Program	6% (-1%)	6% (0%)	7% (0%)

2022 Environmental Health Services Enforcement Data

Food Safety Program						
	Licenses/Permits Issued	Inspections Completed	Critical Violations	Plan Reviews	Complaint Investigations	Enforcement Actions
Retail Food	128 (-3)	222 (-9)	258 (+91)	7 (-5)	11 (+7)	2 (+2)
Food Service	283 (-5)	518 (-45)	503 (+98)	19 (-3)	38 (+13)	5 (+5)
Temporary Food	40 (-6)	34 (-10)	10 (+10)	0 (0)	1 (+1)	0 (0)
Vending	50 (+5)	81 (+33)	1 (+1)	0 (0)	0 (0)	0 (0)
Mobile	46 (-3)	42 (-19)	7 (+7)	15 (+1)	0 (0)	0 (0)

Water Safety Program (Well and Septic)					
	Licenses/Permits Issued	Applications Approved	Final Inspections Completed	Nuisance Investigations	Enforcement Actions
New Construction Home Sewage Treatment System (HSTS)	92 (+23)	77 (-1)	86 (+30)	0 (0)	0 (0)
Replacement Home Sewage Treatment System (HSTS)	85 (+10)	66 (-9)	87 (+23)	29 (+8)	2 (-1)
Private Water System	113 (-9)	113 (-9)	31 (-17)	0 (-3)	0 (0)

Public Pool and Spa Program					
	Licenses/Permits Issued	Inspections Completed	Critical Violations	Complaint Investigations	Enforcement Actions
Pool and/or Spa	28 (-1)	89 (+36)	27 (+27)	0 (0)	1 (+1)

Campground Program					
	Licenses/Permits Issued	Inspections Completed	Critical Violations	Complaint Investigations	Enforcement Actions
Campgrounds	11 (+2)	19 (+9)	0 (0)	1 (+1)	0 (0)

Tattoo and Body Piercing Program					
	Licenses/Permits Issued	Inspections Completed	Critical Violations	Complaint Investigations	Enforcement Actions
Tattoo and/or Body Piercing	10 (+1)	14 (+5)	0 (0)	0 (0)	4 (+3)

Solid Waste					
	Licenses/Permits Issued	Inspections Completed	Critical Violations	Complaint Investigations	Enforcement Action
Solid Waste	2	13 (+5)	0 (0)	29 (-25)	4 (+3)

Animal Bite and Rabies Surveillance Program

Animal Bites Investigated	170 (+13)
Animal Specimens Sent for Testing	28 (0)
Animals Testing Positive for Rabies	0 (0)
Enforcement Actions	0 (0)

Nuisance Complaint Program

Nuisance Complaints Received	130 (0)
-------------------------------------	---------

Mosquito Control Program

Mosquitos Collected for ODH Surveillance	4, 402 (-11,198)
West Nile Positive Pools Identified	3 (-10)

Environmental Services and Inspections 2020-2022

