

# Tuscarawas County Health Department



## TUSCARAWAS COUNTY HEALTH DEPARTMENT

897 EAST IRON AVE.  
PO BOX 443  
DOVER, OHIO 44622

PHONE 330-343-5555  
1-800-860-8302  
FAX 330-343-1601









[www.tuschealth.org](http://www.tuschealth.org)

HOURS  
MONDAY, WEDNESDAY, FRIDAY  
8AM - 4PM  
TUESDAY, THURSDAY  
8AM - 8PM




# Annual Report 2009

**TUSCARAWAS COUNTY HEALTH DEPARTMENT**

**MEET OUR MEDICAL PROVIDERS**

|   |   |   |   |
|---|---|---|---|
|  |  |  |  |
| <p><b>Dr. Daniel Blumer</b><br/>Medical Director<br/>Family Practice</p>          | <p><b>Dr. Kenneth Van Epps</b><br/>Internal Medicine</p>                          | <p><b>Dr. Michelle Levitt</b><br/>Pediatrics</p>                                  | <p><b>Dr. Marcel Nwizu</b><br/>Obstetrics</p>                                     |
|  |  |  |  |
| <p><b>Dr. Bharat Oza</b><br/>Internal Medicine</p>                                | <p><b>Dr. William Schultz</b><br/>Family Practice</p>                             | <p><b>Dr. Lucille Stine</b><br/>Gynecology<br/>Family Planning</p>                | <p><b>Kelly Dallas</b><br/>PA-C<br/>Physician Assistant</p>                       |

**AND OUR DENTISTS**

|   |   |   |
|---|---|---|
|  |  |  |
| <p><b>Matthew Thiel D.D.S.</b></p>  | <p><b>Joseph Russell D.D.S.</b></p>   | <p><b>Gabriel Russo D.M.D.</b></p>  |

**TUSCARAWAS COUNTY GENERAL HEALTH DISTRICT**  
**BOARD OF HEALTH MEMBERS**

Andrea Fanti, Ph.D., Ed. D., President  
Tweed Vorhees, Vice-President  
Milan Packovich, M.D.  
James O. Brick, D.V.M.  
Michael A. Cochran  
Jeri Middaugh  
David Miller

**DISTRICT ADVISORY COUNCIL**

John Miceli, Chairman  
Don Ackerman, Vice-Chairman  
Belle Everett, Secretary

**ADMINISTRATION**

Linda J. Fanning, Executive Director

Daniel S. Blumer, D.O.  
Medical Director

James G. Hubert, D.O.  
Health Commissioner

Roger H. Fanning, R.S.  
Director, Environmental Health

Anthony J. Incarnato, M.A.  
Director, Accounting

Vickie Ionno, R.N., Nursing Director

Barbara Burns, R.D., L.D., W.I.C. Director

Loretta Pinchek, Medical Records Director

Mark Welty, M.A., LPCC-S, A.A.P. Director

## 2009 FINANCIAL REPORT

01/01/2009 Beginning Balance for All Funds \$ 2,853,286.76

### RECEIPTS

|   |                        |
|---|------------------------|
| Dental  | \$ 54,259.84           |
| Speech Therapy                                | 6,026.50               |
| Patient Pay & Donations                       | 241,283.65             |
| Title XIX Medicaid                            | 450,777.84             |
| Title XXIII Medicare                          | 75,237.41              |
| Grants  | 876,546.00             |
| Contracts                                     | 684,865.52             |
| Insurance                                     | 38,220.23              |
| St. John's B.C.C.P.                           | 10,580.59              |
| TB Program                                    | 11,200.00              |
| Specialty Clinics                             | 2,500.00               |
| Vital Statistics                              | 123,208.03             |
| Other Receipts                                | 4,100.90               |
| Permits/Licenses/Evaluations                  | 270,725.26             |
| State Subsidy                                 | 21,230.15              |
| Subdivisions/Capital Improvement              | 25,000.00              |
| Settlements                                   | 1,007,735.75           |
| Homestead & Rollbacks                         | 312,228.07             |
| Mosquito Program                              | 0.00                   |
| Healthy Community Outreach Program & Wellness | 11,843.03              |
| Bureau for Children with Medical Handicaps    | 22,202.33              |
| Bookkeeping Adjustments                       | 47,010.57              |
| MRC/NACCHO Grant                              | 5,000.00               |
| <b>Total Receipts 2009:</b>                   | <b>\$ 4,301,781.67</b> |

### EXPENDITURES

|                                 |                        |
|---------------------------------|------------------------|
| Salaries                        | \$ 1,767,259.13        |
| Supplies                        | 239,400.35             |
| Contracts                       | 745,198.47             |
| Rent                            | 7,800.00               |
| Travel                          | 22,913.20              |
| PERS                            | 245,573.84             |
| Workers' Compensation           | 75,376.77              |
| Equipment                       | 12,333.11              |
| Remittance to EPA               | 13,244.94              |
| Remittance to State             | 132,277.51             |
| Medicare Insurance              | 21,883.53              |
| Medical Insurance               | 282,646.95             |
| Unemployment                    | 4,101.98               |
| Permanent Improvement           | 30,725.82              |
| Other                           | 54,462.87              |
| <b>Total Expenditures 2009:</b> | <b>\$ 3,655,198.47</b> |

## ENVIRONMENTAL HEALTH

### Inspections:

|                             |       |
|-----------------------------|-------|
| Water Samples               | 319   |
| Water Supply Inspections    | 215   |
| Chemical Water Samples      | 17    |
| Housing                     | 204   |
| Nuisance                    | 176   |
| Rabies                      | 250   |
| Solid Waste                 | 1,171 |
| School                      | 80    |
| Camp                        | 29    |
| Insect                      | 13    |
| Rodent                      | 30    |
| Institution                 | 2     |
| Swimming Pools              | 42    |
| Heads Tested                | 49    |
| Heads Positive              | 0     |
| Other                       | 18    |
| Meeting                     | 42    |
| Mosquito                    | 0     |
| Sewage Disposal Inspections | 174   |
| Mfg. Home Parks             | 23    |
| Food Service Operations     | 1,342 |
| Vending                     | 38    |

### Evaluations:

|                         |     |
|-------------------------|-----|
| New Site                | 151 |
| Existing Water & Sewage | 49  |

### Total Consultations:

970

### Total Licenses:

1,001

VISITS BY VILLAGES:

|                 |       |
|-----------------|-------|
| Baltic          | 285   |
| Barnhill        | 73    |
| Bolivar         | 861   |
| Dennison        | 2,070 |
| Gnadenhutten    | 618   |
| Midvale         | 398   |
| Mineral City    | 881   |
| Newcomerstown   | 2,345 |
| Parral          | 2     |
| Port Washington | 516   |
| Roswell         | 37    |
| Stone Creek     | 230   |
| Strasburg       | 1,144 |
| Sugarcreek      | 839   |
| Tuscarawas      | 297   |
| Zoar            | 44    |

VISITS BY CITIES:

|                  |        |
|------------------|--------|
| Uhrichsville     | 3,870  |
| Dover            | 7,112  |
| New Philadelphia | 10,683 |

VISITS BY OUT-OF-COUNTY: 2,576

VISITS BY OUT-OF-STATE: 0

HOMELESS: 0

VISITS BY TOWNSHIPS:

|            |       |
|------------|-------|
| Auburn     | 94    |
| Bucks      | 188   |
| Clay       | 132   |
| Dover      | 873   |
| Fairfield  | 399   |
| Franklin   | 404   |
| Goshen     | 1,287 |
| Jefferson  | 144   |
| Lawrence   | 461   |
| Mill       | 455   |
| Oxford     | 364   |
| Perry      | 122   |
| Rush       | 168   |
| Salem      | 274   |
| Sandy      | 573   |
| Sugarcreek | 357   |
| Union      | 228   |
| Warren     | 272   |
| Warwick    | 295   |
| Washington | 121   |
| Wayne      | 455   |
| York       | 448   |

TOTAL VISITS: 42,995

25% of the Total Visits  
are New Philadelphia Residents

**2009 VISITS**

**School Health Services Visits:** 55

**Alcohol & Addiction Program:**

Alcohol Counseling Sessions 2,163  
Addiction Counseling Sessions 406  
Group Therapy 1,053  
Intensive Outpatient 6,843

**Tobacco** 780

**Speech Evaluation/Therapy:** 918

**Breast Cervical Cancer Program (BCCP):** 160

**Special Clinic:** Women's Health Day 195

**Vital Statistics:**

Births: 724  
Deaths: 725  
Birth Certificates Issued: 3,109  
Death Certificates Issued:  
2,681

**Prenatal** 606

**Well Child** 599

**Dental Clinic** 2,012

**Nutrition/WIC** 8,970

**Family Practice** 8,355

**Family Planning** 3,818

**Bureau for Children  
With Medical Handicaps (BCMH)** 191

**Walk-In Services:**

TB Tests 400  
Pregnancy Tests 1,106  
B/P Checks 8,058

**Total Immunizations (Child & Adult):** 4,351

**Flu Vaccine** 3,763

**H1N1 Vaccine** 5,558

**Pneumonia Vaccine** 52

**Rabies** 6

**Specialty Clinics:**

Orthopedic 8  
Neurology 62  
Hearing 52

**TUSCARAWAS COUNTY HEALTH DEPARTMENT**  
**897 EAST IRON AVE.**  
**DOVER, OHIO 44622**

